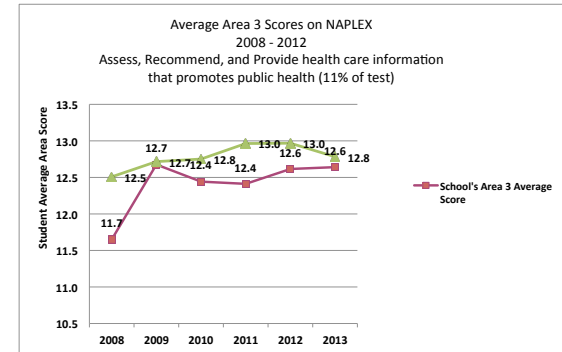
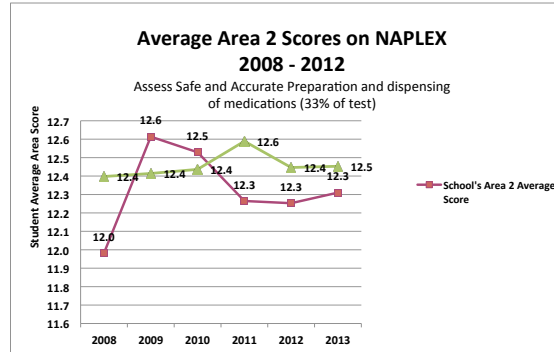
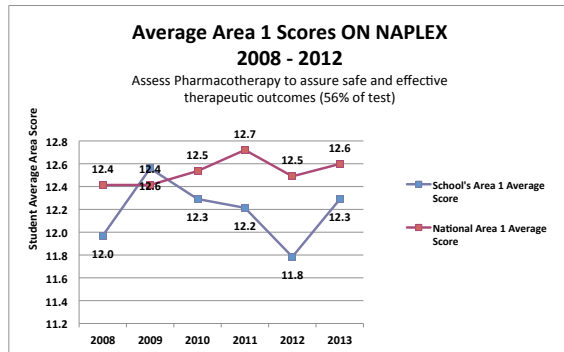
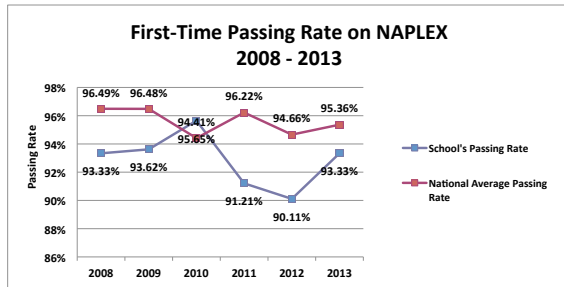


FIVE-YEAR NAPLEX DATA FOR FIRST-TIME CANDIDATES

COLLEGE/SCHOOL OF PHARMACY: ULM College of Pharmacy

Calendar Year	School's Passing Rate	Candidates	National Average Passing Rate	Candidates	School's Area 1 Average Score	School's Area 2 Average Score	School's Area 3 Average Score	National Area 1 Average Score	National Area 2 Average Score	National Area 3 Average Score
2008	93.33%	105	96.49%	10,615	12.0	12.0	11.7	12.4	12.4	12.5
2009	93.62%	94	96.48%	10,999	12.6	12.6	12.7	12.4	12.4	12.7
2010	95.65%	69	94.41%	11,361	12.3	12.5	12.4	12.5	12.4	12.8
2011	91.21%	91	96.22%	10,931	12.2	12.3	12.4	12.7	12.6	13.0
2012	90.11%	91	94.66%	12,698	11.8	12.3	12.6	12.5	12.4	13.0
2013	93.33%	45	95.36%	12,543	12.3	12.3	12.6	12.6	12.5	12.8

Key:  
 Data entered by college/school from NABP reports  
 Cells containing a formula



## FIVE-YEAR MPJE DATA FOR FIRST-TIME CANDIDATES

COLLEGE/SCHOOL OF PHARMACY:

ULM College of Pharmacy

Calendar Year	School's Passing Rate	Candidates	National Average Passing Rate	Candidates
2008	92.97%	185	91.42%	17,188
2009	92.55%	188	92.25%	18,605
2010	94.38%	160	93.89%	18,975
2011	100.00%	82	93.54%	728
2012	96.51%	86	89.87%	3,947
2013	98.00%	50	92.80%	21,738

### Key:

Data entered by college/school from NABP reports

Cells containing a formula

