

# The University of Louisiana Monroe

Established 1931



## Fact Book

2010 - 2011



# Table of Contents



## ULM Factbook

2010 - 2011

	page		page
<b>GENERAL</b>	1-18	Enrollment Changes by Class Level	28
History, Name Changes	1	Full-time, Part-time Enrollment Changes	28
Vision	2	Full-time Equivalent (FTE) Enrollment Changes	28
Purpose, Scope, Philosophy	2	SCH Totals Changes	28
Mission	2	Tuition, Fees and Charges	29-30
Program Authorization	3	Housing Fees	31
Accreditation	3	Dining Hall Fees	32
Carnegie Classification	3	<b>FACULTY and STAFF</b>	33-36
Louisiana Board of Regents	4	Employees by Position and Year	34
University of Louisiana System	4	Male Employees by Position and Year	34
Organizational Chart	5	Female Employees by Position and Year	34
Current Administration	6-7	Employees by Race, Position and Ethnicity	35
Faculty Senate	7	Employees by Gender, Position, Ethnicity, F/P	35
Student Government Association	8	Tenured Full-time Instructional Faculty	36
Campus Activity Board	8	Instructional Faculty by Rank	36
ULM Alumni Association	9	Faculty by Rank	36
31 Ambassadors	9	Average Faculty Salaries by Rank	36
ULM Organizations	10-11	<b>RESOURCES</b>	37-44
Endowed Chairs and Professorships	12-13	Facilities List	38-40
Program Accreditations	14-16	University Library	41
Conference Athletics	17	Auxiliary Enterprises	42
Alma Mater, Flight Song	18	Campus Housing	43
<b>STUDENT INFORMATION</b>	19-32	Campus Map	44
Undergraduate Applicants, Admissions, Enroll	20	<b>HISTORICAL</b>	45-65
Transfer Applicants, Admission, Enrollment	20	Fall Semester Headcount	46
Enrollment by Semester by College 09-10	20	Spring Semester Headcount	47
Enrollment by Gender, Level and College	20	Summer Semester Headcount	48-49
Distribution of Enrollment by Class Level	21	Winter Semester Headcount	49
Enrollment by Age, Gender and Career Level	21	Student Credit Hours (SCH)	50
Undergraduate Enrollment by College, Sex	22	Full-time Equivalent (FTE) Student Total	51
First Professional Enrollment by College, Sex	22	Retention Rate, Graduate Rate	52
Graduate Enrollment by College, Sex	22	Degree Conferred	53
Enrollment by Location, Gender & Career Level	23	Historical Listing: Presidents	54
Enrollment by Parish, Gender, Career Level	23	Historical Listing: Faculty Senate Presidents	55
Out-of-state Enrollment by Gender and Career	24	Historical Listing: SGA Presidents	56
ACT Test Composite Scores	24	Historical Listing: CAB Presidents	57
ACT Test Composite Score Percentages by Gender	24	Historical Listing: 31 Ambassadors Presidents	57
International Student Enrollment, Fall 2000-09	25	Historical Listing: Alumni Presidents	58
International Stud Enrollment, Top 10 countries	25	Historical Listing: Miss ULM	59
Ethnic Enrollment by College	25	Historical Listing: Miss and Mr ULM Homecoming	60
Degrees Awarded by Degree Level & Gender	26	Commencement Dates and Speakers	61
Degrees Awarded by Degree Level	26	Presidential Lyceum Series	62
Degrees Awarded by College	26	Inactive Degree Programs	63-64
Undergrad Enrollment Change by Semester by College	27	Web links for Additional Information	65
Enrollment Changes by Gender and Career Level	28		

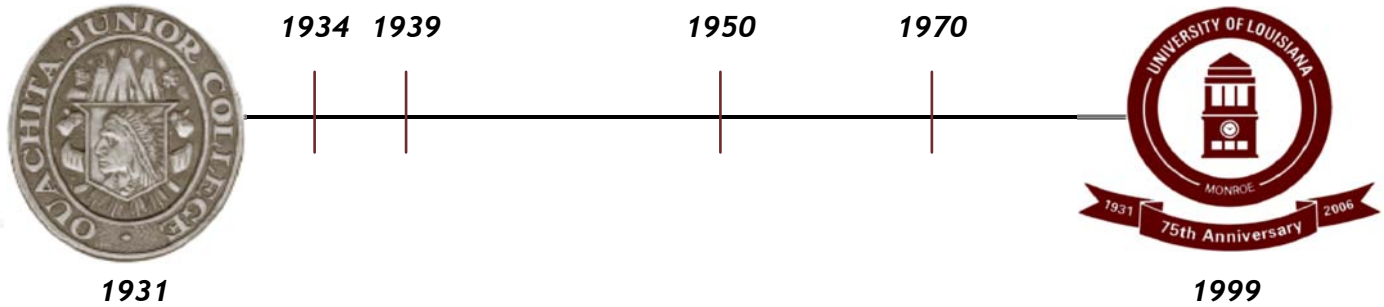


General

2010-2011



## History of the University



The University of Louisiana Monroe has followed a course of vigorous growth in its transition from a junior college to an institution offering a comprehensive range of undergraduate and graduate degree programs. In September 1931, the University opened for its first session as Ouachita Parish Junior College, which was operated as part of the Ouachita Parish School System. In 1934, Louisiana State University received authority from the State Legislature to operate the facilities of the University as Northeast Center of Louisiana State University. The name of the institution was changed to Northeast Junior College of Louisiana State University in 1939. The following year, the State Legislature authorized the transfer of all lands connected with Northeast Junior College to Louisiana State University.

The 1950 Legislature approved the expansion of Northeast Junior College to a senior college granting academic degrees. The name of the institution was changed to Northeast Louisiana State College, and its control was transferred from the Louisiana State University Board of Supervisors to the State Board of Education. The School of Pharmacy was established in 1956.

The academic year 1969-70 was a milestone for ULM; in addition to awarding the first doctoral degrees, the name was changed to Northeast Louisiana University by the 1970 Legislature. The constitution, adopted by the people of Louisiana in 1974, provided that the administration of state colleges and universities be changed from the Louisiana State Board of Education to the Board of Trustees for State Colleges and Universities effective May, 1975. This Board's name was again changed on June 8, 1995 to the University of Louisiana Board of Trustees and in 1998 to the University of Louisiana System Board of Supervisors.

The Graduate School was established in 1961 to offer master's degrees. In the Fall of 1967 the Education Specialist degree was first offered and in 1983 the Specialist in School Psychology degree was added. The Graduate School established the Doctor of Philosophy degree in Pharmacy in December of 1967. In 1993, the Office of Research and Projects and the Graduate School were merged forming the Office of Graduate Studies and Research. This reorganization was implemented to more effectively support scholarly activities of faculty and students. In 1994, Northeast Louisiana University, in cooperation with Louisiana Tech University and Grambling State University, formed the Louisiana Education Consortium, a uniquely and timely effort to offer the Doctor of Education degree at each campus. In the Fall of 1996, the Doctor of Philosophy in Marriage and Family Therapy admitted the first class of students.

On August 27, 1999, the University officially changed its name to The University of Louisiana at Monroe. On June 26, 2006, the ULM officially unveiled its new mascot - the Warhawks.

## Name Changes

ULM has followed a course of vigorous growth in its transition from a junior college to an institution offering a comprehensive range of undergraduate and graduate degree programs. In September 1931, the university opened for its first session as **Ouachita Parish Junior College**, which was operated as part of the Ouachita Parish School System. In 1934, Louisiana State University received authority from the State Legislature to operate the facilities of the university as **Northeast Center of Louisiana State University**. The name was changed to **Northeast Junior College of Louisiana State University** in 1939. The following year, the State Legislature authorized the transfer of all lands connected with Northeast Junior College to Louisiana State University.

In 1950 Legislature approved expansion of Northeast Junior College of LSU to a four-year senior college granting academic degrees. The name of this institution was changed to **Northeast Louisiana State College**, and its control was transferred from the Louisiana State University Board of Supervisors to the State Board of Education. The name was changed to **Northeast Louisiana University** by the 1970 Legislature. The constitution, adopted by the people of Louisiana in 1974, provided that the administration of state colleges and universities be changed from the Louisiana State Board of Education to the Board of Trustees for State Colleges and Universities effective May 1975. This board's name was changed again on June 8, 1995, to the University of Louisiana System Board of Supervisors. On August 27, 1999, the University officially changed its name to the **University of Louisiana Monroe**.



### *Vision*

The University of Louisiana Monroe strives to distinguish itself in preparing students for meaningful lives and service to humanity by excelling in student-centered learning—turning vision into action.



### *Purpose - Scope - Philosophy*

The University of Louisiana Monroe (ULM) is committed to serving as a gateway to diverse academic studies for citizens living in the urban and rural regions of the Lower Mississippi Delta. The university offers a broad array of academic and professional programs through the doctoral degree, including the state's only PharmD program. Complemented by research and service, these programs address the post-secondary educational needs of the area's citizens, business and industry.

The university ensures student learning by promoting a comprehensive context for the intellectual, scientific, cultural, technological, and economic development of a diverse student and faculty population. ULM values the continued development of mutually beneficial partnerships involving school, governmental, business, and a variety of community-based agencies.

ULM is located in Region VIII. The university is categorized as SREB Four-Year 3 institution and as a Carnegie Master's College and University I. ULM will offer a wide range of baccalaureate programs and be committed to graduate education through the master's degree, offering graduate programs to meet regional/state needs. ULM will enroll students in need of no more than one developmental education course, will limit associate degree offering to 2+2 programs, will conduct research appropriate to academic programs offered and necessary for program accreditation, and will implement Selective III admissions criteria.

### *Mission*

The University of Louisiana at Monroe (UL-Monroe) is committed to serving as a gateway to diverse academic studies for citizens living in the urban and rural regions of the Lower Mississippi Delta. The university offers a broad array of academic and professional programs from the associate level through the doctoral degree, including the state's only public Pharm D program. Complemented by research and service, these programs address the postsecondary educational needs of the area's citizens, businesses, and industries.

The university ensures student learning by promoting a comprehensive context for the intellectual, scientific, cultural, technological, and economic development of a diverse student and faculty population. UL Monroe values the continued development of mutually beneficial partnerships involving schools, government, businesses, and a variety of community-based agencies.

UL-Monroe is categorized as an SREB Four-Year 3 institution, as a Carnegie Master's College and University I, and as a COC/SACS Level VI institution. It will offer a wide range of baccalaureate programs and will be committed to graduate education through the master's degree, offering graduate programs to meet regional or state needs. The university will limit associate degree offerings to 2+2 programs, conduct research appropriate to academic programs offered and necessary for program accreditation, and implement, at a minimum, Selective III admissions criteria. UL-Monroe is located in Region VIII.



## Program Authorization

The University of Louisiana Monroe, a member of the University of Louisiana System, is currently authorized by Constitution of 1974, Article 8 and Title 17 of the Louisiana Revised Statutes.

Other authorizations and historical references:

- as Ouachita Parish Junior College under Act 173 of 1928;
- as Northeast Center of Louisiana State University at Monroe under Act 231 of 1934;
- as Northeast Center of Louisiana State University under Act 339 - House Bill 450 of 1936;
- as Northeast Junior College in 1939; as Northeast Louisiana State College under Act 527 of 1950;
- as Northeast Louisiana University under Act 142 of 1970;
- as University of Louisiana Monroe (as of August, 1999) under the provisions of Louisiana Revised Statute 49:1101 and Acts 634 and 45 of 1995, as well as the approval of the Board of Supervisors and Board of Regents.



## Accreditation

The [Commission on Colleges of the Southern Association of Colleges and Schools](#) is the recognized regional accrediting body in the eleven U.S. Southern states (Alabama, Florida, Georgia, Kentucky, Louisiana, Mississippi, North Carolina, South Carolina, Tennessee, Texas and Virginia) and in Latin America for those institutions of higher education that award associate, baccalaureate, master's or doctoral degrees. The Commission on Colleges is the representative body of the College Delegate Assembly and is charged with carrying out the accreditation process.

## Carnegie Classification

Carnegie Foundation for the Advancement of Teaching

Level:	4-yr or above
Control:	Public
Undergraduate Instructional Program:	Prof+A&S/SGC: Professions plus arts and sciences, some graduate coexistence
Graduate Instructional Program:	Doc/Prof: Doctoral, professions dominant
Enrollment Profile:	HU: High Undergraduate
Undergraduate Profile:	FT4/HTI: Full-time four-year, selective, higher transfer-in
Size and Setting:	M4/NR: Medium four-year, primarily non-residential
<b>Basic:</b>	<b>Master's L: Master's Colleges and Universities (Larger Programs)</b>



# Louisiana Board of Regents



The Board of Regents, a state agency created by the [1974 Louisiana Constitution](#), coordinates all public higher education in Louisiana. The Board began operations January 1, 1975, succeeding the Coordinating Council for Higher Education.

The 15 volunteer members of the Board of Regents are appointed by the Governor to six-year, overlapping terms, with at least one (but not more than two) Regents drawn from each of Louisiana's seven Congressional districts. In addition, the Louisiana Council of Student Body Presidents appoints one student member as its representative on the board.

Policies and decisions of the Board of Regents are administered by a full-time staff headed by the Commissioner of Higher Education.

---

---

## Dr. Jim Purcell, Commissioner

1201 North Third Street, Suite 6-200 P.O. Box 3677  
Baton Rouge, Louisiana 70802 Baton Rouge, Louisiana 70821-3677  
(225) 342-4253  
Fax - (225) 342-9318 or (225) 342-6926

### Board of Regents 2011

Robert Levy, Jr ( <i>chairman</i> ) Ruston, LA	Mary Ellen Roy ( <i>vice chair</i> ) New Orleans, LA	Charlotte Bollinger ( <i>secretary</i> ) Lockport, LA	Ed Antie Carencro, LA
Scott Ballard Covington, LA	Robert J. Bruno Covington, LA	Maurice C. Durbin Denham Springs, LA	Joseph P. Farr Monroe, LA
Chris D. Gorman Shreveport, LA	Donna Guinn Klein New Orleans, LA	W. Clinton "Bubba" Raspberry, Jr Shreveport, LA	Albert D. Samm II Baton Rouge, LA
Victor T. Stelly Lake Charles, LA	Harold M. Stokes Metairie, LA	Joseph C. Wiley Baton Rouge, LA	Demetrius Sumner ( <i>stu member</i> ) Southern Univ A&M Baton Rouge, LA

---

---

## Dr. Randy Moffet, President, University of Louisiana System (ULS)

1201 North Third Street, Suite 7-300  
Baton Rouge, Louisiana 70802  
(225) 342 - 6950 / Fax (225) 342 - 6473

### Member Universities

Grambling State University	Louisiana Tech University	McNeese State University
Nicholls State University	Northwestern State University	Southeastern State University
University of Louisiana at Lafayette		University of Louisiana at Monroe

Since its formation in 1974, the University of Louisiana System, one of the nation's twenty largest public systems of higher education, has provided access to higher education through its eight universities located throughout the state. Our universities enroll over 83,000 students of all ages and backgrounds, and offer over 600 academic degree programs. Today, we continue to offer courses on our campuses, and also through the newest distance learning technologies. We are working hard to meet the changing needs of students, offering more courses on-line and through compressed video.

Our universities and their designated unique areas of excellence are recognized nationally for first-rate education, cutting-edge research, and committed public service. The universities will continue to play a vital role in the lives of Louisianans and in the economic and social growth of the state. They train students to be future leaders, help develop the state's workforce, conduct important research on solving problems confronting our state, provide cultural events for their local communities, advise small businesses, and otherwise serve Louisiana.

The members of the Board of Supervisors for the University of Louisiana System are appointed by the Governor with the consent of the Senate. Each member serves staggered terms of six years, except the student member who serves from September 1 through August 31 of the year following his or her election and appointment. Annually, the Board elects a chairman and vice-chairman from its membership.



## *Organization Chart*

---

**President  
Dr. Nick J. Bruno**



**Dr. Don A. Skelton**  
Vice President  
University Advancement  
And External Affairs



**Dr. Stephen Richters**  
Provost and Vice President For  
Academic Affairs



**Dr. Wayne Brumfield**  
Vice President  
Student Affairs



**Mr. Dave Nicklas**  
Vice President  
Business Affairs





## Current Administration

Cabinet Members	
Assist to the President	Vice Provost
Dr. Richard Hood	Dr. Eric Pani
Athletic Director	Assoc Provost for Enrollment
Mr. Bobby Staub	Ms. Lisa Miller
Dir of Media Relations	Director of Alumni/Community
Ms. Laura J. Harris-Woodard	Mr. Keith A. Brown
<a href="http://www.ulm.edu/president/cabinet.html">http://www.ulm.edu/president/cabinet.html</a>	

Deans
<b>Dean of Education and Human Development</b>
Dr. Sandra M. Lemoine
<b>Dean of Business Administration</b>
Dr. Ronald Berry
<b>Dean of Health Sciences</b>
Dr. Denny G. Ryman
<b>Dean of Arts and Sciences</b>
Dr. Jeffrey Cass
<b>Dean of Pharmacy</b>
Dr. Benny L. Blaylock
<b>Interm Dean of Graduate Studies and Research</b>
Dr. William McCown

## Faculty Senate

Arts and Sciences	Business Administration
John Anderson, <i>Mathematics and Physics</i>	Robert Eisenstadt, <i>Economics</i>
Monica Bontty, <i>History</i>	Bruce Walker, <i>Management and Aviation</i>
James Casey, <i>Agriculture</i>	(Vacancy 2010-2012)
Claudia Grinnell, <i>English</i>	<b>Education and Human Development</b>
Anna Hill, <i>Biology</i>	Cecil Hutto, <i>Psychology</i>
Shirlee Owens, <i>Sociology</i>	(Vacancy 2010-2012)
Donna Rhorer, <i>English</i>	<b>Health Sciences</b>
C. Turner Steckline, <i>Communication</i>	Karen Arrant, <i>Nursing</i>
Christine Strunk, <i>Mathematics and Physics</i>	Linda Reid, <i>Nursing</i>
(Vacancy 2010-2012)	(Vacancy 2010-2012)
<b>Pharmacy</b>	
Laurel Andrews, <i>Clinical and Administrative Science</i>	<b>University Library</b>
Joseph Feldhaus, <i>Clinical and Administrative Science</i>	Megan Lowe, <i>Reference</i>
Paul Sylvester, <i>Basic Pharmaceutical Sciences</i>	

# Student Government Association



The **Student Government Association** is the governing voice responsible for meeting the needs of the ULM students. Membership includes every registered student at ULM. The SGA acts as a liaison among the students, faculty, and the administration. Through various departments and task forces, SGA directly handles issues that may arise in the area of student life, campus programs, and university procedures.

The SGA is funded through a student activity fee each semester. Members are strongly committed to promoting and supporting the students at ULM.

## 2010 - 2011 Officers

President	Brook Sebren
Vice-President	Trevor Hall
Secretary	Marina daSilva
Treasurer	Brook Dugas

## Senators

Arts and Sciences	10
Business	9
Education	6
Health Sciences	6
Pharmacy	3
Graduate Studies	0
The number of Senators is based upon student enrollment in each college.	

## Activities and Services

Free legal service	Christmas at ULM	Campus Cleanup
Homecoming Brunch	Elections (Homecoming, SGA, CAB)	Beating of the Drum
Breakfast with the President	Homecoming Parade	Student Referendums
Campus Safety	Student Involvement Scholarships	Mardi Gras Ball
Presidential Lyceum Series	Student Forums	Spring Fever Activities
Gumbo Ya-Ya	Mayoral Forums	Gubernatorial Forums

# Campus Activities Board

In 1973, the Student Government Association established the Union Board as a separate entity to arrange and handle entertainment and lecture programs for students. The Union Board changed its name to the Campus Activities Board in 2000. CAB provides ULM students programs that foster and stimulate social, cultural, multicultural, intellectual, leadership, and recreational skills.



## 2010 - 2011 Officers

President	Ben Young
Vice President	Dawson Beene
Secretary	Johntavious Hampton
Treasurer	Ahmaad Solmone
Public Relations	Kaylie Stracener

## Membership

CAB has 53 student members who represent all areas of the university community.

## Activities and Services

Karaoke Nights	Movie Nights	Casino Night
Tailgating Parties	Game Night	Maroon Platoon Events
Grovestock	Midnight Breakfast	Finals Study Break
Homecoming	Lunch Socials	Move-In Mania
Presidential Lyceum Series	Concerts	Leadership Workshop Series
Week of Welcome (WoW)	Miss ULM Pageant	Spring Fever



# ULM Alumni Association

The Alumni Association was organized in 1952 for the benefit of Northeast Louisiana State College. The first president of the Alumni Association was Mr. Pascal Norris of Monroe. In 1999 the name of the institution was changed to The University of Louisiana Monroe and the organization became known as the **ULM Alumni Association**.

In the Fall of 1953, the first alumni newsletter was published under the name of "Alumni News". In 1982 the "Alumni News" was renamed "Drumbeat." In November 2006, "Drumbeat" was renamed "The ULM Magazine."

### 2010 - 2011 Executive Committee

Thomas H. (Tom) Deal (BA '74) - <i>president</i>
Bobbie Fletcher Earle (BS '61) - <i>president-elect</i>
Ronald D. (Ron) Bush (BS '75) - <i>past president</i>
Ronald "Scott" Higginbotham (BS '85)- <i>vice-president</i>
Brenda B. Dudley (BBA '84) - <i>Secretary-Treasurer</i>
<b>Regional Vice-Presidents</b>
Area 1: Bart Dornier (BBA '85)
Area 2: Chad Broussard (PharmD '03)
Area 3: Vikki Day (BS '93)
Area 3A: Fritz Winke (MA '99)
Area 4: Mary Jones Dukes (BS '97, MS '00)
Area 4: Jeremy K. Moore (BBA '00, MBA '02)
Area 5: Robert Earle (BS '60)
Area 5: Janet R. Fortenberry (BGS '93)
Area 5: Lisa Cox Reardon (BA '83, Med '85)
Area 6: H. Wade Earnheart (BBA '72)
Area 6: Sam L. Moore III (BS '90, Med '93)
Area 6: W. Adams Rodgers IV (BBA '98)
Area 6: Kay Heck Shipp (BA '70, MA '73)
Area 6: Tania Schott Simpson (BA '94)
Area 7: Missy Adams (BA '85, MA '87)
Area 7: Sara Benecke Misuraca (BA '90)
Area 8: Sharon Green (BA '87)

ULM alumni are located worldwide. The first alumni chapter, Caddo-Bossier, was formed in 1960. Since that time domestic, international and academic chapters have followed. Today the Alumni Association draws its membership from over 54,000 graduates of ULM.

### Alumni Chapters In-state

Acadiana	East/West Carroll	Ouachita
Baton Rouge	Franklin	Richland/Madison
Caddo-Bossier	Lincoln/Union	Winn/Jackson
Calcasieu	Morehouse	
Caldwell	New Orleans	

### Out-of-state

Atlanta	Chicago	Nashville
Arkoma	Dallas/FortWorth	Texas Hill Country
Birmingham	East Texas	Washington DC
The Carolinas	Houston	
Cenla	Jackson	

### Academic Alumni Chapters

Biology	Construction	Pharmacy
	Sound of Today	

<http://www.ulm.edu/alumni/>

## 31 Ambassadors

The **31 Ambassadors** is a high profile, high-energy organization composed of ULM's finest students. 31 Ambassadors at ULM serve as the official host for alumni-related activities while sponsoring events aimed at increasing student awareness of ULM and our Alumni Association.

The 31 Ambassadors organization, known originally as NLU31, was formed in 1981 (during NLU's 50th anniversary) after several students and alumni recognized a special need to create an awareness of the activities and benefits provided through the NLU Alumni Association. Due to the fact Northeast Louisiana University was established in 1931, the charter members of the organization adopted the name "NLU31."

The 31 Ambassadors is sponsored by the ULM Alumni Association and is largely self-sustaining with additional funding coming from the generous contributions of benefactors and the ULM Alumni Association.

### 2010 - 2011 Officers

President	Jarred Hardee
VP Public Relations	Micah Clauss
VP Projects	Tyler Brown
Secretary	Destiney Parker
13 Returning Members	14 New Members

Members must be full-time students who have complete 30 cumulative hours with a minimum 2.0 grade point average.



## PROFESSIONAL ORGANIZATIONS

- Alpha Eta Rho (Aviation)
- American Meteorological Society
- American Pharmacist Association - Academy of Student Pharmacists
- Associated Professional Educators of Louisiana (A+PEL Student Chapter)
- Association for Computing Machinery
- Association for Women in Science
- Association of Doctoral Students
- Association of Information Technology Professionals
- Association of Students in Kinesiology
- Beta Alpha Psi (Accounting)
- Chi Beta Gamma (Radiologic Technology)
- Clinical Laboratory Science Society
- College of Health Sciences Student Council
- Collegiate Music Educators National Conference
- Delta Omicron Professional Music Fraternity
- Dental Hygiene
- Financial Management Association (FMA)
- Flying Tomahawks Precision Flight Team
- Insurance Society of ULM
- International Society for Pharmacoeconomics and Outcomes Research (ISPOR)
- Kappa Epsilon (Alpha Epsilon Chapter)
- Lambda Alpha Epsilon (Criminal Justice)
- Louisiana Society of Health-Systems Pharmacists
- Master of Business Administration Association
- National Student Speech Language Hearing Association (NSSLHA)
- Pharmacy Student Senate
- Phi Beta Lambda Business Fraternity, Inc.
- Phi Delta Chi (Pharmacy)
- Phi Delta Kappa
- Pi Sigma Epsilon - Zeta Chapter (Marketing)
- Pre-Pharmacy Organization
- Public Relations Student Society of America
- Student LA Early Childhood Association
- Student Nurses Association
- Student Occupational Therapy Association
- Student Social Work Association
- Technology Enhanced Curriculum Applications
- ULM Construction Guild
- ULM Pre-Law Association

## SPIRIT GROUPS

- Cheerleaders
- Sound Of Today
- ULM Choral Department
- ULM Dance Team (aka Warbonnets)
- ULM Scouts

## MULTICULTURAL ORGANIZATIONS

- International Students Association
- National Association for the Advancement of Colored People (NAACP)
- Phi Tau Gamma (Foreign Languages)
- Vietnamese Student Association



## PUBLICATIONS

- Chacahoula
- Helicon
- KXUL Radio - 91.1 FM
- Phi Beta Lambda (PBL) Business Fraternity, Inc.
- The Hawkeye

## LEADERSHIP & SERVICE ORGANIZATIONS

- 31 Ambassadors
- Campus Activities Board (CAB)
- Hawk Seekers
- Hometown Hawks
- Mortar Board (Outstanding Senior Students)
- PREP Staff
- Student Government Association

## RELIGIOUS ORGANIZATIONS

- Baptist Collegiate Ministry
- Baptist Student Fellowship
- Catholic College Students
- Chi Alpha Christian Fellowship
- GRC Campus Ministry
- Jewish Students Association
- Latter-day Saint Student Association
- Muslim Students Association
- Northeast Campus Ministry
- Orthodox Christian Fellowship
- Trinity Lutheran Church Campus Outreach
- Warhawks for Christ





# ULM Organizations

## GREEK LIFE ORGANIZATIONS

- Alpha Kappa Alpha Sorority, Inc.
- Alpha Omicron Pi Sorority
- Alpha Phi Alpha Fraternity, Inc.
- Delta Sigma Phi Fraternity
- Delta Sigma Theta Sorority, Inc.
- Greek Council
- Interfraternity Council (IFC)
- Iota Phi Theta Fraternity
- Kappa Alpha Order
- Kappa Alpha Psi Fraternity, Inc.
- Kappa Delta Sorority
- Kappa Sigma
- National Pan-Hellenic Council
- Omega Psi Phi Fraternity, Inc.
- Order of Omega
- Panhellenic Association
- Phi Beta Sigma Fraternity, Inc.
- Phi Mu Sorority
- Pi Kappa Alpha Fraternity
- Sigma Gamma Rho Sorority, Inc.
- Zeta Phi Beta Sorority, Inc

## RECREATION SPORTS

- Football (Soccer Club)
- Waterski Team

## SPECIAL INTEREST ORGANIZATIONS

- American Red Cross Club
- Ancient World Association
- Beta Sigma Biology Club
- Block and Bridle
- English Studies Society
- Gerontology Association
- Graduate Student Counseling Organization (GSCO)
- Honors Program
- Non-Traditional Student Organization
- Sociology Club
- Speech and Debate Forum
- Tau Omicron Chi (Toxicology)
- The Philosophy Symposium
- ULM Advocates for Equality
- ULM Bass Team
- ULM Venturers Club
- Upsilon Lambda (Mathematics)

## HONORARY ORGANIZATIONS

- Alpha Epsilon Delta (Pre-Medical)
- Alpha Kappa Delta International (Sociology)
- Alpha Lambda Delta (Freshmen)
- Alpha Phi Sigma (Criminal Justice)
- Alpha Psi Omega (Theatre)
- Beta Beta Beta (Biology)
- Beta Gamma Sigma (Business)
- Delta Kappa (Marriage & Family Therapy)
- Delta Tau Alpha (Agriculture)
- Eta Mu Sigma (Aviation)
- Kappa Delta Pi (Education)
- Kappa Kappa Psi (Band)
- Kappa Mu Epsilon (Mathematics)
- Kappa Pi, Delta Alpha Chapter (Visual Arts)
- Lambda Phi Eta (Communication)
- Lambda Tau National Medical Technology Honor Society
- Omicron Delta Kappa
- Phi Alpha Honor Society (Social Work)
- Phi Alpha Theta (History)
- Phi Kappa Phi
- Phi Lambda Sigma (Pharmacy)
- Pi Delta Phi (French Honor Society)
- Psi Chi (Psychology)
- Rho Chi Society (Pharmacy)
- Sigma Delta Pi (Spanish)
- Sigma Lambda Chi (Construction)
- Sigma Tau Delta (English)
- Sigma Theta Tau (Nursing)
- Tau Beta Sigma (Band)
- ULM Chapter of Sigma Xi



## Endowed Chairs and Professorships - Outstanding Professors



Endowed Chairs 2010 - 2011		
Donor	College	Holder
Joseph A. Biedenharn Chair in Gerontology	Arts and Sciences	Dr. Karen Kopera-Frye
Emy-Lou Biedenharn Endowed Chair in Music	Arts and Sciences	Dr. Alex Noppe
Contractors Educational Trust Fund Endowed Chair in Construction	Business	Dr. Keith Parker
Margaret and Bernard Biedenharn Chair of Business	Business	Dr. Kenneth Clow
Hanna Spyker Eminent Scholars Chair in Education	Education	Dr. Brad Keeney
Mary E. And Darrell L. Calhoun Chair in Pharmacology	Pharmacy	Dr. Girish Shah
Kitty DeGree Eminent Scholars Chair in Toxicology	Pharmacy	Dr. Harihara M. Mehendale
Tom and Mayme Scott Endowed Chair in Clinical Pharmacy Practice	Pharmacy	Dr. Roy C. Parish

### Endowed Professorships 2010 - 2011

Academic Affairs	
Tom and Mayme Scott Professorship in Teaching Excellence	Dr. Gary Stringer
Deborah Cofer Distinguished Professorship in Undergraduate Education	Match Pending
James E. Cofer Distinguished Professorship in Undergraduate Education	Match Pending
Arts and Sciences	
Tommy and Mary Barham Endowed Professorship in English	Dr. Claudia Ginnell
Emy-Lou Biedenharn Professorship in Music	Dr. Richard Seiler, Jr.
Capital One Professorship in Mathematics	n/a
Kitty DeGree Professorship in Biology	Dr. Sushma Krishnamurthy
Endowed Professorship in English	Dr. Helen Lock
Gov. James A. Noe and Linda Noe Lane Professorship in Agriculture	Dr. James Casey
Vernon McCrory 1st Amendment Professorship in Mass Communication	Mr. Christopher Mapp
L. M. McKneely Professorship in English Literature	Dr. Sandra Hill
L. M. McKneely Professorship in the Humanities	Dr. Bette Kauffman
Dr. William R. Hammond Professorship in Liberal Arts	Dr. Sandra Lunte
Endowed Professorship in Gerontology	n/a
Endowed Professorship in Geology	Dr. Sean Chenoweth
Tom and Mayme Scott Professorship in Agriculture	n/a
Lillian L. And Fred A. Marx Endowed Professorship in Biology	n/a
A. Dale Magoun Professorship in Mathematics	Match Pending
Pfizer Inc. - B.J. And Mary Robison Professorship in Gerontology	Match Pending
Business Administration	
Entergy Endowed Professorship in Computer Information Systems	Dr. James Wood
Abell Endowed Professorship in Entrepreneurship	Dr. Laurie Babin
George T. Walker Professorship in Entrepreneurship	Dr. E. Michelle McEacharn
Beach Endowed Professorship in School of Construction	Mr. Greg Smith
Clark Boyce Professorship in Construction	Director, School of Construction
Endowed Professorship in Electrical/Mechanical in School of Construction	Dr. David Manry
Kitty DeGree Professorship in Computer Information Systems	n/a
Kitty DeGree Professorship in Computer Science	Dr. Jose Cordova



## Endowed Chairs and Professorships- Outstanding Professors

Endowed Professorships 2010 - 2011	
<b>Business Administration (cont'd)</b>	
Endowed Professorship in Entrepreneurship Principle	Dr. Henry Cole
Bruce and Lizabeth Boulware Professorship in Management	Dr. Stan Williamson
Hood/DeFatta Professorship in Accounting	Dr. Thomas Hodge
Louisiana Real Estate Commission Endowed Professorship in Finance	Dr. Michael Parker
John L. Luffey, Sr. Endowed Professorship in Accounting	Dr. Dorothy Davis
Northeast Chapter Associated General Contractors of America Professorship "A"	Dr. Bobby Ensminger
Northeast Chapter Associated General Contractors of America Professorship "B"	Dr. Hollis Bray
Endowed Professorship in Entrepreneurship	Dr. Paul Dunn
State Farm Professorship in Insurance	Dr. Christine Berry
Thurman Potts Professorship in Construction	Mr. Charles Cook
Clarke M. Williams, Jr. Professorship in Computer Sciences [Communicative Software Design]	Dr. Lori Smith
Michelle McEarcharn Endowed Professorship in Accounting	Match Pending
Alumni Professorship in Accounting	Match Pending
<b>Education and Human Development</b>	
Frances Davis Hammond Professorship in Education	Dr. Wendel Ray
Entergy Professorship in Instructional Technology in Teacher Education	Dr. Thillainataraja Sivakumaran
Mary Ellen Walker Professorship in Early Childhood Education	Dr. Beth Ricks
Chase Professorship in Teacher Education	Dr. Mike Beutner
Bell South Endowed Professorship in Science Education	Dr. Ava Pugh
Kitty DeGree Endowed Professorship in Education	Dr. Veronica Lewis
Endowed Professorship in Education Administration	Dr. George Rice
Lucy Shackelford Professorship in Kinesiology	Dr. Wilson Campbell
The Upshaws Family Professorship for the College of Education and Human Dev	n/a
George L. "Chip" Luffey Professorship in Kinesiology	Match Pending
<b>Health Sciences</b>	
Kitty DeGree Endowed Professorship in Occupational Therapy	Dr. Sarah Hayes
Glenwood Regional Medical Center Professorship in Nursing (B)	n/a
Glenwood Regional Medical Center Professorship in Nursing	Ms. Wendy Bailes
Sister Ligouri Lawton Professorship in Nursing	Ms. Emily Doughty
ULM Endowed Professorship in Nursing	Ms. Paula Renee Miller
Sister Jerome Crowley Professorship in Nursing	n/a
Endowed Professorship in Communicative Disorders	Dr. Johanna Boulton
Sister Anne Marie Twohig Professorship in Nursing	n/a
<b>Pharmacy</b>	
Pfizer, Inc. - B. J. Robinson Professorship in Pharmacy	Dr. Paul Sylvester
Waste Management Professorship in Toxicology	Dr. Kevin Baer

## Program Accreditations



The following pages shows information about the current degree programs and accrediting agencies for many of the degree programs at The University of Louisiana Monroe. Further questions about accreditation of programs can be referred to the program's Department Head and/or Dean.

Accrediting Agencies Report: <http://as400.regents.state.la.us/pdfs/crin/agency.pdf>

Active Programs: <http://as400.regents.state.la.us/pdfs/crin/crinaccr.pdf>

CIP Code	Degree Abbreviation	Degree Subject Area	Current Status	BOR PLY	Last Review Date	Next Review Date	Agency Name
01.0101-2001	BS	Agribusiness	N Avail	NA			NA
09.0101-2001	BA	Communication Studies	N Avail	NA			NA
09.0101-3001	MA	Communication	N Avail	R			ACEJMC
09.0102-2001	BA	Mass Communications	Approved	R	2000	2006	ACEJMC
11.0701-2001	BS	Computer Science	Approved	R	2007	2014	ABET
13.0301-3001	M ED	Curriculum & Instruction	Approved	M	2010	2016	NCATE
13.0301-4001	EDD	Curriculum & Instruction	N Avail	NA			NCATE
13.0401-3002	M ED	Educational Leadership	Approved	M	2010	2016	NCATE
13.0401-4001	EDD	Educational Leadership	N Avail	NA			NCATE
13.1202-2002	BS	Elementary Education GR 1-5	Approved	M	2010	2016	NCATE
13.1202-2003	BS	Elem ED & Spec ED M/Mod GR 1-5	Approved	M		2016	NCATE
13.1202-3002	MAT	Elementary Education GR 1-5	Approved	M	2010	2016	NCATE
13.1202-3003	MAT	Elem Ed & Spec Ed M/Mod GR 1-5	Approved	M		2016	NCATE
13.1205-3002	MAT	Secondary Education GR 6-12	Approved	M	2010	2016	NCATE
13.1205-3003	MAT	Second Ed & spec Ed M/Mod GR 6-12	Approved	M		2016	NCATE
13.1206-3001	MAT	Multiple Levels GR K-12	Approved	M	2010	2016	NCATE
13.1302-2001	BA	Art Education Grades K-12	Approved	M	2010	2016	NCATE
13.1305-2001	BA	English Education Grades 6-12	Approved	M	2010	2016	NCATE
13.1305-2002	BA	English Ed & Spec Ed M/Mod GR 6-12	Approved	M	2010	2016	NCATE
13.1308-2002	BS	Family/Consumer Sci Ed GR 6-12	Approved	M	2010	2016	NCATE
13.1311-2001	BS	Mathematics Education GR 6-12	Approved	M	2010	2016	NCATE
13.1311-2002	BS	Math Ed & Spec Ed M/Mod GR 6-12	Approved	M	2010	2016	NCATE
13.1312-2006	BME	Music Ed-Instrumental GR K-12	Approved	M	2010	2016	NCATE
13.1312-2007	BME	Music Ed-Vocal GR K-12	Approved	M	2010	2016	NCATE
13.1312-2008	BME	Music ED-Vocal/Instrument GR K-12	Approved	M	2010	2016	NCATE
13.1314-2002	BS	Health & Phys Ed GR K-12	Approved	M	2010	2016	NCATE
13.1318-2001	BA	Social Studies Ed GR 6-12	Approved	M	2010	2016	NCATE
13.1318-2002	BA	Soc Stud Ed & Spec Ed M/Mod GR 6-12	Approved	M			NCATE
13.1322-2002	BS	Biology Education Grades 6-12	Approved	M	2010	2016	NCATE
13.1322-2003	BS	Biology Ed & Spec M/Mod GR 6-12	Approved	M	2010	2016	NCATE
13.1323-2002	BS	Chemistry Education GR 6-12	Approved	M	2010	2016	NCATE
13.1323-2003	BS	Chemistry Education GR 6-12	Approved	M	2010	2016	NCATE
13.1325-2003	BA	French Education GR K-12	Approved	M	2010	2016	NCATE
13.1330-2003	BA	Spanish Education GR K-12	Approved	M	2010	2016	NCATE

BOR POL=B.O.R. Policy - NA=Not Applicable, R=Recommended, M=Mandated, O=Optional. This information is provided as a beginning reference point and is not intended to show the agency's endorsement of our programs. For fully agency information and its respective accreditation process, visit the website and/or contact the agency.

All information for these pages were compiled from the Board of Regents [Inventory of Degree and Certificate Programs](http://as400.regents.state.la.us/pdfs/crin/crinaccr.pdf) as of May 20, 2011. This information can be found at the following link: <http://as400.regents.state.la.us/pdfs/crin/crinaccr.pdf>. BOR POL=B.O.R. Policy- NA=Not Applicable, R=Recommended, M=Mandated, O=Optional.





## Program Accreditations

CIP Code	Degree Abbreviation	Degree Subject Area	Current Status	BOR PLY	Last Review Date	Next Review Date	Agency Name
13.1331-2002	BS	Speech Education Grades 6-12	Approved	M	2010	2016	NCATE
13.1399-2001	BS	Earth Science Ed GR 6-12	Approved	M	2010	2016	NCATE
13.9999-3001	M ED	Ed Technol Leadership	Approved	M	2010	2016	NCATE
15.1001-2001	BS	Construction Management	Approved	M	2009	2015	ACCE
16.0901-2001	BA	Foreign Languages - French	N Avail	NA			NA
16.0905-2001	BA	Foreign Languages - Spanish	N Avail	NA			NA
23.0101-2001	BA	English	N Avail	NA			NA
23.0101-3001	MA	English	N Avail	NA			NA
24.0102-1001	AGS	General Studies	N Avail	NA			NA
24.0102-2001	BGS	General Studies	N Avail	NA			NA
26.0101-2001	BS	Biology	N Avail	NA			NA
26.1004-2001	BS	Toxicology	N Avail	NA			NA
27.0101-2001	BS	Mathematics	N Avail	NA			NA
30.1101-2101	PBC	Gerontological Studies	N Avail	NA			NA
30.1101-3001	MA	Gerontology	N Avail	NA			NA
31.0505-2002	BS	Kinesiology	Approved	R	2006	2011	(SABPAC)
31.0505-3001	MS	Exercise Science	Approved	R	2006	2011	(SABPAC)
40.0401-2001	BS	Atmospheric Sciences	N Avail	NA			NA
40.0501-2001	BS	Chemistry	Approved	R	2002	2009	ACS
42.0101-2001	BA	Psychology	N Avail	NA			APA
42.0101-3001	MS	Psychology	N Avail	NA			APA
43.0104-2001	BA	Criminal justice	N Avail	NA			NA
43.0104-3001	MA	Criminal justice	N Avail	NA			NA
43.0107-1001	AA	Criminal Justice	N Avail	NA			NA
44.0701-2001	BA	Social Work	Approved	M	2008	2015	CSWE
45.1001-2001	BA	Political Science	N Avail	NA			NA
45.1101-2001	BA	Sociology	N Avail	NA			NA
49.0102-2001	BS	Aviation	Approved	M	2007	2013	NA
50.0702-2001	BFA	Art	Not Sought	R			NASAD
50.0903-2001	BM	Music	Approved	R	2002	2009	NASM
51.0204-2001	BS	Speech Language Pathology	N Avail	NA			ASLHA
51.0204-3001	MS	Speech Language Pathology	Approved	M	2004	2012	ASLHA
51.0602-2001	BS	Dental Hygiene	Approved	M	2007	2013	ADA - DH
51.0803-1001	AS	Occupational Therapy Assisting	Approved	M	2009	2019	ACOTE
51.0911-2001	BS	Radiologic Technology	Approved	M	2006	2014	Jnt Rev Com-Ed Rad Tec
51.1005-2001	BS	Clinical Laboratory Science	Approved	M	2008	2009	NAACLS
51.1501-3001	MA	Substance Abuse Counseling	Approved	R	2008	2012	CACREP (ACA)
51.1505-3001	MA	Marriage and Family Therapy	Approved	R	2007	2013	CAMFTE
51.1505-4001	PHD	Marriage and Family Therapy	Approved	M	2007	2013	CAMFTE
51.1508-3001	MS	Clinical Mental Health Counseling	Approved	M	2008	2012	CACREP (ACA)

All information for these pages were compiled from the Board of Regents [Inventory of Degree and Certificate Programs](http://as400.regents.state.la.us/pdfs/crin/crinaccr.pdf) as of May 20, 2011. This information can be found at the following link: <http://as400.regents.state.la.us/pdfs/crin/crinaccr.pdf>. BOR POL=B.O.R. Policy- NA=Not Applicable, R=Recommended, M=Mandated, O=Optional.



# Program Accreditations



CIP Code	Degree Abbreviation	Degree Subject Area	Current Status	BOR PLY	Last Review Date	Next Review Date	Agency Name
51.2001-5001	PHARM D	Pharmacy	Approved	M	2008	2014	ACPE
51.2003-3001	MS	Pharmaceutical Sciences	N Avail	O			ACPE
51.2003-4001	PHD	Pharmacy	N Avail	O			ACPE
51.3801-2001	BSN	Nursing	Approved	M	2000	2010	NLNAC
51.9999-2001	BS	Health Studies: Health Sciences	N Avail	NA			NA
51.9999-2002	BS	Health Studies: Health Care Managem	N Avail	NA			NA
52.0201-2001	BBA	Management	Approved	M	2007	2012	AACSB
52.0201-2002	BBA	General Business	Approved	M	2007	2012	AACSB
52.0201-3001	MBA	Business Administration	Approved	M	2007	2012	AACSB
52.0301-2001	BBA	Accounting	Approved	R	2007	2012	AACSB
520801-2002	BBA	Finance	Approved	M	2007	2012	AACSB
52.1201-2001	BBA	Computer Information Systems	Approved	M	2007	2012	AACSB
52.1401-2001	BBA	Marketing	Approved	M	2007	2012	AACSB
52.1701-2001	BBA	Risk Management & Insurance	Approved	M	2007	2012	AACSB
54.0101-2001	BA	History	N Avail	NA			NA
54.0101-3001	MA	History	N Avail	NA			NA

BOR POL=B.O.R. Policy - NA=Not Applicable, R=Recommended, M=Mandated, O=Optional. This information is provided as a beginning reference point and is not intended to show the agency's endorsement of our programs. For fully agency information and its respective accreditation process, visit the website and/or contact the agency.

All information for these pages were compiled from the Board of Regents [Inventory of Degree and Certificate Programs](http://as400.regents.state.la.us/pdfs/crin/crinaccr.pdf) as of May 20, 2010. This information can be found at the following link: <http://as400.regents.state.la.us/pdfs/crin/crinaccr.pdf>. BOR POL=B.O.R. Policy- NA=Not Applicable, R=Recommended, M=Mandated, O=Optional.

Southern Association of Colleges and Schools (SACS)	<a href="http://www.sacs.org/">http://www.sacs.org/</a>
Accreditation Board for Engineering and Technology, Inc. (ABET)	<a href="http://www.abet.org/">http://www.abet.org/</a>
Accreditation Council of Occupational Therapy Education (AOTA)	<a href="http://www.aota.org/">http://www.aota.org/</a>
Accrediting Council on Education in Journalism & Mass Communication (ASJMC)	<a href="http://www.asjmc.org/">http://www.asjmc.org/</a>
American Association of Family and Consumer Sciences (AAFCS)	<a href="http://www.aafcs.org/">http://www.aafcs.org/</a>
American Chemical Society (ACS)	<a href="http://www.acs.org/">http://www.acs.org/</a>
American College of Sports Medicine (ACSM)	<a href="http://www.acsm.org/">http://www.acsm.org/</a>
American Council for Construction Education (ACCE)	<a href="http://www.acce-hq.org/">http://www.acce-hq.org/</a>
American Council of Pharmaceutical Education (ACPE)	<a href="http://www.acpe-accredit.org/">http://www.acpe-accredit.org/</a>
American Dental Association - Dental Hygiene (ADA)	<a href="http://www.ada.org/">http://www.ada.org/</a>
American Psychological Association (APA)	<a href="http://www.apa.org/">http://www.apa.org/</a>
American Speech-Hearing-Language Association (ASHA)	<a href="http://www.asha.org/">http://www.asha.org/</a>
AACSB International-The Association to Advance Collegiate Schools of Business (AACSB)	<a href="http://www.aacsb.edu/">http://www.aacsb.edu/</a>
AACSB International-The Association to Advance Collegiate Schools of Business - Accounting Accreditation	<a href="http://www.aacsb.edu/">http://www.aacsb.edu/</a>
Commission on Accreditation for Marriage and Family Therapy Education (AAMFT)	<a href="http://www.aamft.org/">http://www.aamft.org/</a>
Commission on Collegiate Nursing Education (CCNE)	<a href="http://www.aacn.nche.edu/">http://www.aacn.nche.edu/</a>
Council for Accreditation of Counseling and Related Educational Programs (CACREP)	<a href="http://www.cacrep.org/">http://www.cacrep.org/</a>
Council on Social Work Education (CSWE)	<a href="http://www.cswe.org/">http://www.cswe.org/</a>
Joint Review Committee on Education in Radiologic Technology (JRCERT)	<a href="http://www.jrcert.org/">http://www.jrcert.org/</a>
National Accrediting Agency for Clinical Laboratory Science (NAACLS)	<a href="http://www.naacls.org/">http://www.naacls.org/</a>
National Association for Sport and Physical Education (NASPE)	<a href="http://www.aahperd.org/">http://www.aahperd.org/</a>
National Association for Schools of Music (NASM)	<a href="http://nasm.arts-accredit.org/">http://nasm.arts-accredit.org/</a>
National Council for Accreditation of Teacher Education (NCATE)	<a href="http://www.ncate.org/">http://www.ncate.org/</a>



# Conference Athletics



NCAA SPORTS 2010 - 2011			
Men's Sports			
	Standing	Record	Avg Home Attendance
Football	T-4th	5 - 7	20,934
Basketball	7th West	7 - 24	1,400
Baseball	T-9th	24 - 30	1,194
Golf (T)	2nd	n/a	n/a
Track - Indoor (T)	8th	n/a	n/a
Track - Outdoor (T)	2nd	n/a	n/a
Xcountry (T)	5th	n/a	n/a
Women's Sports			
Basketball	3rd West	16 - 15	1,371
Softball	6th	27 - 28	151
Golf (T)	10th	n/a	n/a
Soccer (OS)	12th	2 -17 -1	143
Tennis (T)	5th	18 - 2	n/a
Track - Indoor (T)	10th	n/a	n/a
Track - Outdoor (T)	10th	n/a	n/a
XCountry (T)	10th	n/a	n/a
Volleyball (OS)	6th West	0-25	198
Conference Standings T = Tournament Ranking; OS = Overall Standing			

## Sunbelt Sports Vic Bubas Cup 2009-10

Overall Standings	63 total points
ULM competes in 16 of 19 sports; 13 teams in conference	
<a href="http://www.sunbeltsports.org">www.sunbeltsports.org</a>	



The Sun Belt Conference is one of only 11 NCAA conferences to participate in Division I-A football and will enter its 34th season in 2009-2010 with a proud history of athletic and academic success.

The conference sponsors 10 women's sports - basketball, cross country, golf, soccer, softball, swimming and diving, tennis, indoor and outdoor track and field, and volleyball; and nine men's sports - baseball, basketball, cross country, football, golf, swimming and diving, tennis, and indoor and outdoor track and field.

Because of its status as a member of the Division I-A football coalition, the Sun Belt Conference has a permanent seat on the NCAA's 16-member Board of Directors. As a result, the conference has a crucial voice on some of the most pressing issues in college athletics and will always have a role in the implementation of any future NCAA legislation and guidelines.




*Alma Mater*

By the bayou's tranquil water,  
Where friendships thrive and grow,  
Proudly stands our alma mater  
Ever home for us to go.  
Here cypress stand in splendor  
And gracefully they touch the breeze.  
Though friends may leave and lives may change  
Faithful we shall always be.  
Shining bright the bayou's gem  
Ever loyal to ULM.

*Fight Song*

Cheer for the Warhawks  
With our fighting spirit bold  
We will keep our banners waving  
The old Maroon and Gold  
Our battle cry rings to the sky  
Our goal is victory  
But win or lose we'll stand by you  
And ever loyal we will be  
U-L-M  
Go Warhawks Go



# Student Information

2010-2011

# Fall 2010 Enrollment



## Undergraduate Applicants, Admissions and Enrollment by Fall semester and Gender 2008-2010

	Fall 2008			Fall 2009			Fall 2010		
	Men	Women	Total	Men	Women	Total	Men	Women	Total
Number of Applicants	961	1,568	2,529	986	1,599	2,585	882	1,413	2,295
Number of Admissions	735	1,196	1,931	731	1,193	1,925	620	1,053	1,673
Number of Enrolled full-time	438	6	444	468	13	481	377	653	1,030
Number of Enrolled part-time	726	17	743	843	21	864	61	62	123

The number of degree-seeking first-time students who applied, were admitted, and enrolled (full-time or part-time) during the fall semester.

## Transfer Applicants, Admissions and Enrollment by Fall semester and Gender 2008-2010

	2008	2009	2010
Applicants	942	1,035	1,228
Admitted Applicants	684	726	779
Enrolled Applicants	487	493	499

## Enrollment by Semester by College

2010 - 2011

College	Summer I 2010	Summer II 2010	Fall 2010	Spring 2011	Term Total
Arts & Sciences	863	663	3,286	2,853	7,665
Business Administration	405	316	1,226	1,126	3,073
Education	776	509	1,665	1,645	4,595
Health Studies	495	379	1,576	1,386	3,836
Pharmacy	339	84	819	744	1,986
Graduate	136	55	229	166	586
Total	3,014	2,006	8,801	7,920	21,741

## Enrollment by Gender, Level, and College

Fall 2010

College	Undergraduate			Professional			Graduate			Total		
	Male	Female	Total	Male	Female	Total	Male	Female	Total	Male	Female	Total
Arts & Sciences	1,314	1,866	3,180				47	59	106	1,361	1,925	3,286
Business Administration	693	453	1,146				48	32	80	741	485	1,226
Education	344	812	1,156				138	371	509	482	1,183	1,665
Health Studies	265	1,278	1,543					33	33	265	1,311	1,576
Pharmacy	155	317	472	113	202	315	25	7	32	293	526	819
Graduate	7	9	16				59	154	213	66	163	229
Total	2,778	4,735	7,513	113	202	315	317	656	973	3,208	5,593	8,801



## Fall 2010 Enrollment

### Distribution of Enrollment by Class Level, Sex, and Ethnicity

Fall 2010

Class Level	White		Black		Nat. American		Asian		Hispanic		NR Alien		Unknown		Total	
	M	F	M	F	M	F	M	F	M	F	M	F	M	F	M	F
Freshmen	821	1,175	248	531	6	15	24	27		1	39	24	42	52	1,180	1,825
Sophomore	326	550	112	274	3	4	9	11		1	8	2	16	30	474	872
Junior	271	470	111	223	3	4	11	14			8	6	15	19	419	736
Senior	483	821	150	397	8	5	17	25	1	1	10	6	36	47	705	1,302
Total Undergrads	1,901	3,016	621	1,425	20	28	61	77	1	3	65	38	109	148	2,778	4,735
Total Graduates	197	450	44	131	4	3	15	15	1		26	23	30	34	317	656
Total Professional	82	159	6	12		1	15	21			2		8	9	113	202
Total Enrolled	2,180	3,625	671	1,568	24	32	91	113	2	3	93	61	147	191	3,208	5,593

### Enrollment by Age, Gender and Career Level

Fall 2010

Age	Undergraduate			Professional			Graduate			Total		
	Male	Female	Total	Male	Female	Total	Male	Female	Total	Male	Female	Total
14	2		2							2	0	2
15	21	33	54							21	33	54
16	122	196	318							122	196	318
17	247	380	627							247	380	627
18	358	609	967							358	609	967
19	354	687	1,041		1	1				354	688	1,042
20	352	558	910		1	1				352	559	911
21	337	538	875	10	28	38	1	2	3	348	568	916
22	243	378	621	23	36	59	16	48	64	282	462	744
23	154	206	360	28	49	77	30	44	74	212	299	511
24	120	114	234	17	36	53	33	49	83	170	199	369
25	70	93	163	7	17	24	21	34	55	98	144	242
26 - 30	184	360	544	17	23	40	78	156	234	279	539	818
31 - 35	112	235	347	7	7	14	41	81	122	160	323	483
36 - 40	33	145	178	3	3	6	28	86	114	64	234	298
41 - 45	38	91	129		1	1	26	42	68	64	134	198
46 - 50	16	59	75	1		1	23	47	70	40	106	146
Over 50	15	51	66				19	67	86	23	118	152
Unknown		2	2				1		1	1	2	3
Total	2,778	4,735	7,513	113	202	315	317	656	973	3,208	5,593	8,801



# Fall 2010 Enrollment



## Undergraduate Enrollment by College, Sex and Career Level Fall 2010

College	Freshmen		Sophomore		Junior		Senior		Total		Grand Total
	Male	Female	Male	Female	Male	Female	Male	Female	Male	Female	
Arts & Sciences	699	949	173	237	162	232	280	448	1,314	1,866	3,180
Business Administration	194	96	143	95	139	98	217	164	693	453	1,146
Education	106	251	87	162	54	149	97	250	344	812	1,156
Health Studies	104	377	40	294	35	210	86	397	265	1,278	1,543
Pharmacy	71	146	31	83	29	46	24	42	155	317	472
Graduate	6	6		1		1	1	1	7	9	16
<b>Grand Total</b>	<b>1,180</b>	<b>1,825</b>	<b>474</b>	<b>872</b>	<b>419</b>	<b>736</b>	<b>705</b>	<b>1,302</b>	<b>2,778</b>	<b>4,735</b>	<b>7,513</b>

## First Professional Enrollment by College, Sex and Career Level Fall 2010

College	Freshmen		Sophomore		Junior		Senior		Total		Grand Total
	Male	Female	Male	Female	Male	Female	Male	Female	Male	Female	
Pharmacy	2						113	202	113	202	315
<b>Grand Total</b>	<b>2</b>						<b>113</b>	<b>202</b>	<b>113</b>	<b>202</b>	<b>315</b>

## Graduate Enrollment by College, Sex and Degree Type Fall 2010

College	Masters		Doctorial		Certificate		Specialist		Non Degree		Grand Total
	Male	Female	Male	Female	Male	Female	Male	Female	Male	Female	
Arts & Sciences	47	59									106
Business Administration	48	32									80
Education	105	289	23	39	7	32	3	11			509
Health Studies		33									33
Pharmacy	1		24	7							32
Graduate School					2	7			57	147	213
<b>Grand Total</b>	<b>201</b>	<b>413</b>	<b>47</b>	<b>46</b>	<b>9</b>	<b>39</b>	<b>3</b>	<b>11</b>	<b>57</b>	<b>147</b>	<b>973</b>



# Fall 2010 Enrollment

## Enrollment by Location, Gender and Career Level

Fall 2010

Location	Undergraduate			Professional			Graduate			Grand Total
	Male	Female	Total	Male	Female	Total	Male	Female	Total	
In-state	2,517	4,401	6,918	99	186	285	233	567	800	8,003
Out-of-State	196	295	491	12	16	28	58	66	124	643
International	65	39	104	2		2	26	23	49	155
Total	2,778	4,735	7,513	113	202	315	317	656	973	8,801

## In State Enrollment by Parish, Gender and Career Level

Fall 2010

Location	Undergraduate			Professional			Graduate			Tot
	M	F	Tot	M	F	Tot	M	F	Tot	
Acadia	3	9	12	3	5	8		3	3	23
Allen	2	6	8		1	1		2	2	11
Ascension	8	16	24	4	1	5	1		1	30
Assumption	2	9	11	1	1	2				13
Avoyelles	5	8	13	1	1	2	2	3	5	20
Beauregard	11	16	27	1	1	2		1	1	30
Bienville	4	16	20					2	2	22
Bossier	57	111	168	3	6	9	5	10	15	192
Caddo	96	161	257	2	7	9	5	9	14	280
Calcasieu	15	33	48	8	11	19		4	4	71
Caldwell	28	65	93				2	6	8	101
Catahoula	36	58	94		1	1	4	6	10	105
Claiborne	9	22	31				1		1	32
Concordia	33	59	92		1	1	4	9	13	106
DeSoto	11	29	40				2	1	3	43
E Baton Rouge	29	56	85	11	34	45	3	7	10	140
East Carroll	12	42	54					8	8	62
East Feliciana	4	4	8							8
Evangeline	4	6	10	1	4	5		1	1	16
Franklin	63	148	211	1	1	2	6	17	23	236
Grant	13	29	42					2	2	44
Iberia	15	18	34	1	2	3		4	4	41
Iberville	4	6	10	2		2				12
Jackson	31	40	71	1	1	2	4	3	7	80
Jefferson	55	37	92	4	9	13	4	3	7	112
Jefferson Davis	5	4	9		1	1		1	1	11
Lafayette	10	19	29	6	8	14	1	5	6	49
Lafourche	8	11	19	1	2	3				22
LaSalle	31	44	75				2	3	5	80
Lincoln	26	62	88	1	1	2	7	16	23	113
Livingston	13	21	34	1	5	6				40
Madison	23	47	70		2	2	1	7	8	80
Morehouse	109	271	380	1	2	3	7	30	37	420
Natchitoches	10	21	31	1	1	2	1	1	2	35
Orleans	21	18	39	1	2	3	3	5	8	50
Ouachita	1,175	2,028	3,203	12	21	33	126	298	424	3,660
Plaquemines	7	7	14	1	2	3				17
Pointe Coupee	2	2	4							4
Rapides	76	143	219	5	9	14	5	10	15	248
Red River	4	4	8		1	1				9
Richland	117	211	328	1	1	2	9	25	34	364
Sabine	4	9	13		2	2	1		1	16
St. Bernard	10	3	13	1		1				14
St. Charles	8	17	25		1	1	1	1	2	28
St. Helena	1	5	6		1	1				7
St. James	4	8	12	1	3	4		1	1	17
St. John Baptist	8	9	17		1	1				18
St. Landry	12	22	34	5	5	10		1	1	45
St. Martin	1	4	5	1	2	3		1	1	9
St. Mary	2	8	10	1	1	2	1		1	13
St. Tammany	60	65	125	3	8	11		5	5	141
Tangipahoa	24	26	50	4	5	7	1	1	2	59
Tensas	13	11	24	1	1	2	1		1	27
Terrebonne	12	9	21	1	3	4		1	1	26
Union	58	91	149	1		1		8	8	158
Vermilion	5	9	14	2	3	5	1		1	20
Vernon	9	19	28	2		2	3		3	33
Washington	4	11	15	1	2	3	1	1	2	20
Webster	30	38	68		3	3	2	1	3	74
W Baton Rouge	1	3	4		1	1	1	1	2	7
West Carroll	47	82	129				13	40	53	182
West Feliciana		11	11							11
Winn	17	23	40		1	1	2	3	5	46
Grant Total	2,517	4,401	6,918	99	186	285	233	567	800	8,003

# Fall 2010 Enrollment



## Out of State Enrollment by Gender and Career Level

Fall 2010

Location	Undergraduate			Professional			Graduate			Tot
	M	F	Tot	M	F	Tot	M	F	Tot	
Alabama	8	4	12				3	1	4	16
Alaska		3	3							3
Arizona	1	4	5				1	1	2	7
Arkansas	32	54	86	2	3	5	10	17	27	118
California	5	14	19	1		1	1	6	7	27
Colorado	2	4	6					2	2	8
Connecticut	1		1							1
Florida	14	4	18				4	5	9	27
Georgia	6	4	10	1		1	2	1	3	14
Hawaii							1		1	1
Illinois	6	5	11				1		1	12
Indiana		3	3				1	1	2	5
Iowa								1	1	1
Kansas	2	2	4				1	1	2	6
Kentucky	3	4	7				2		2	9
Maryland		3	3				1		1	4
Massachusetts		1	1							1
Michigan	2	2	4					1	1	5
Minnesota		1	1							1
Mississippi	33	49	82	2	2	4	3	9	12	98
Missouri	2	11	13	1	1	2	1		1	16
Nebraska								1	1	1
Nevada								6	6	6
New Hampshire										1
New Jersey	1	1	2							3
New Mexico	1		1							1
New York	1	1	2						1	4
North Carolina		1	1	1		1	2	2	4	6
Ohio		2	2						3	6
Oklahoma	10	2	12						4	16
Pennsylvania	1		1						1	2
South Carolina	1	2	3							3
Tennessee	2	4	6						2	9
Texas	57	92	149	2	10	12	11	10	21	182
Utah							1		1	1
Virginia	4	6	10	1		1	1	1	2	13
Washington	1	1	2						1	3
West Virginia		1	1							1
Wisconsin		2	2						1	4
Wyoming		1	1							1
<b>Total</b>	<b>196</b>	<b>295</b>	<b>491</b>	<b>12</b>	<b>16</b>	<b>28</b>	<b>58</b>	<b>66</b>	<b>124</b>	<b>643</b>

## ACT Test Composite Scores Percentage by Select ACT Scoring Ranges

Freshmen Enrolled 2001 - 2010

Scoring Range	2001	2002	2003	2004	2005	2006	2007	2008	2009	2010
31 - 36	31.5	31.5	32.0	31.2	32.0	31.5	31.2	31.8	31.5	31.8
26 - 30	27.3	27.5	27.4	27.3	27.3	27.4	27.5	27.4	27.3	27.4
22 - 25	23.2	23.2	23.2	23.2	23.2	23.2	23.3	23.2	23.1	23.2
19 - 21	20.0	20.0	20.1	20.1	20.1	20.2	20.1	20.1	20.1	20.1
16 - 18	17.1	17.0	17.0	17.1	17.1	17.2	17.3	17.4	17.3	17.3
Below 15	14.2	13.9	14.5	14.3	14.4	14.7	14.2	14.1	14.3	13.9
English ACT Average	20.3	20.1	19.9	21.2	21.5	22.2	22.4	22.3	22.4	22.6
Math ACT Average	18.5	18.6	18.5	19.8	19.9	20.5	20.6	20.8	20.9	21.0
Composite Average	19.7	19.7	19.4	20.5	20.6	21.3	21.4	21.4	21.6	21.8
Number submitted scores	1,189	1,061	1,288	1,285	1,449	1,371	1,343	1,169	1,230	1,088

## ACT Test Composite Scores Percentage by Gender

Freshmen Enrolled 2001 - 2010

Sex	2001	2002	2003	2004	2005	2006	2007	2008	2009	2010
Male	19.3	19.7	19.5	20.9	20.5	21.4	21.4	21.5	21.9	21.8
Female	20.0	19.6	19.3	20.3	20.7	21.2	21.6	21.4	21.5	21.7
Composite Average	19.7	19.7	19.4	20.5	20.6	21.3	21.4	21.4	21.6	21.8



## Fall 2010 Enrollment

International Student Enrollment										
Fall semesters 2001 - 2010										
Gender	2001	2002	2003	2004	2005	2006	2007	2008	2009	2010
Male	103	109	106	98	93	81	93	88	107	93
Female	90	92	106	86	76	71	72	65	72	62
<b>Total</b>	<b>193</b>	<b>201</b>	<b>212</b>	<b>184</b>	<b>169</b>	<b>152</b>	<b>165</b>	<b>153</b>	<b>179</b>	<b>155</b>

International Student Enrollment										
Top 10 countries 2001 - 2010										
	2001	2002	2003	2004	2005	2006	2007	2008	2009	2010
1	India	India	India	India	India	India	India	India	India	Nepal
2	China	Cyprus	Hong Kong	Cyprus	Cyprus	Canada	Canada	Cyprus	Nepal	India
3	Cyprus	China	Cyprus	Canada	Canada	Cyprus	Cyprus	Nepal	France	Taiwan
4	Canada	Canada	China	China	China	Nepal	France	Canada	Canada	France
5	Sri Lanka	Yugoslavia	Serbia-Montenegro	Hong Kong	Nigeria	Nigeria	Hong Kong	Australia	Australia	Egypt
6	Yugoslavia	Sri Lanka	United Kingdom	France	Japan	France	Nepal	France	Egypt	Canada
7	Australia	Colombia	Colombia	Romania	Cameroon	China	Australia	Hong Kong	Hong Kong	South Africa
8	Colombia	Brazil	Argentina	Argentina	Finland	Egypt	Nigeria	Jordan	China	Australia
9	Soviet Union	Soviet Union	Australia	Bosnia-Herzegovina	France	Hong Kong	Philippines	Niger	Jordan	Vietnam
10	South Korea	Turkey	Belgium	Cameroon	Hong Kong	Bangladesh	Argentina	Bangladesh	Niger	Hong Kong

International Ethnic Enrollment by College															
Fall 2010															
College	White		Black		Nat. American		Asian		Hispanic		Unknown		Total		Grand Total
	M	F	M	F	M	F	M	F	M	F	M	F	M	F	
Arts & Sciences	6	8	1				12	8			2	3	21	19	40
Bus Administration	6	2	4	1			25	2			10	3	45	8	53
Education	1	4					2	12			1	2	4	18	22
Health Studies	1	2		1				2			3	1	4	6	10
Pharmacy	3	1	1				11	6			4	2	19	9	28
Graduate								1				1	0	2	2
<b>Grand Total</b>	<b>17</b>	<b>17</b>	<b>6</b>	<b>2</b>			<b>50</b>	<b>31</b>			<b>20</b>	<b>12</b>	<b>93</b>	<b>62</b>	<b>155</b>

# Degrees Awarded



## Degrees Awarded by Degree Level and Gender Academic Years 2001 - 2010

Degree	2001-02		2002-03		2003-04		2004-05		2005-06		2006-07		2007-08		2008-09		2009-10	
	M	F	M	F	M	F	M	F	M	F	M	F	M	F	M	F	M	F
Associate	16	37	12	27	5	29	9	41	7	33	9	50	9	41	5	28	18	54
Baccalaureate	417	628	333	662	323	614	341	611	316	622	278	599	356	575	344	546	397	635
Post-Bachelors				1						1						1		
Masters	54	136	58	147	75	198	75	178	80	200	61	193	58	176	64	170	69	171
Doctoral	4	8	7	9	2	9	9	12	13	10	8	9	7	8	6	4	13	12
Professional	20	44	24	57	24	54	27	52	18	57	36	86	36	71	31	60	27	42
Specialist		12	2	3	1	4		6		4	1	2		6		4	1	2
Gender Totals	511	865	436	906	430	908	461	900	434	927	393	939	466	877	450	813	525	916
Grand Total	1,376		1,342		1,338		1,361		1,361		1,332		1,343		1,263		1,441	

## Degrees Awarded by Degree Level Academic Years 2001 - 2010

Degree	2001-02	2002-03	2003-04	2004-05	2005-06	2006-07	2007-08	2008-09	2009-10
Associate	53	39	34	50	40	59	50	33	72
Baccalaureate	1,045	995	937	952	938	877	931	890	1,032
Post-Bachelors		1			1			1	
Masters	190	205	273	253	280	254	234	234	240
Professional	64	81	78	79	75	122	107	91	69
Doctoral	12	16	11	21	23	17	15	10	25
Specialist	12	5	5	6	4	3	6	4	3
Total	1,376	1,342	1,338	1,361	1,361	1,332	1,343	1,263	1,441

## Degrees Awarded by College Academic Years 2001 - 2010

College	2001-02	2002-03	2003-04	2004-05	2005-06	2006-07	2007-08	2008-09	2009-10
College of Arts/Sciences	406	412	369	378	406	430	433	379	448
College of Business Administration	309	288	285	316	260	245	263	251	298
College of Education/Human Dev	324	292	343	315	328	290	297	313	337
College of Health Sciences	226	244	248	257	246	222	223	216	260
College of Pharmacy	111	106	93	95	103	145	127	104	98
Total	1,376	1,342	1,338	1,361	1,361	1,332	1,343	1,263	1,441



# Enrollment Changes

## Undergraduate Enrollment Changes by Semester by College 2009 - 2010

Undergraduate				Change	
College	Unit	2009	2010	Number	Percentage
Arts & Sciences	Agriculture	32	24	-8	-25.0%
	Biology	370	309	-61	-16.5%
	Chemistry	18	14	-4	-22.2%
	Communication	132	249	117	88.6%
	Criminal Justice	275	139	-136	-49.5%
	English	80	89	9	11.3%
	Family and Consumer Sciences	61	12	-49	-80.3%
	Foreign Languages	27	25	-2	-7.4%
	General Studies	1,685	1,797	112	6.6%
	Geosciences	51	61	10	19.6%
	Gerontology, Sociology & Political Science	114	121	7	6.1%
	History	70	75	5	7.1%
	Mathematics and Physics	25	26	1	4.0%
	Social Work	104	117	13	12.5%
School of Visual and Performance Arts	127	122	-5	-3.9%	
Business Administration	Accounting	210	209	-1	-0.5%
	Computing Science and Comp Info System	209	185	24	-11.5%
	Construction	196	147	-49	-25.0%
	Economics and Insurance	32	19	-13	-40.6%
	Finance	65	59	-6	-9.2%
	Management and Aviation	445	410	-35	-7.9%
	Marketing	135	117	-18	-13.3%
Education	Curriculum and Instruction	570	582	12	2.1%
	Kinesiology	344	350	6	1.7%
	Psychology	264	224	-40	-15.2%
Health Studies	Clinical Laboratory Science	57	49	-8	-14.0%
	Communicative Disorders	2	0	-2	-100.0%
	Dental Hygiene	139	128	-11	-7.9%
	Health Studies	158	148	-10	-6.3%
	Nursing	870	762	-108	-12.4%
	Occupational Therapy	165	151	-14	-8.5%
	Radiological Technology	232	199	-33	-14.2%
	Speech-Language Pathology	84	106	22	26.2%
Pharmacy	Pharmacy	366	399	33	9.0%
	Toxicology	82	73	-9	-11.0%
Graduate	General	23	16	-7	-30.4%
<b>Total</b>		<b>7,819</b>	<b>7,513</b>	<b>-306</b>	<b>-3.9%</b>

# Enrollment Changes



Enrollment Changes by Gender and Career Level				
			Change	
	2009	2010	Number	Percent
<b>Undergraduate</b>				
Males	2,904	2,778	-126	-4.3%
Females	4,915	4,735	-180	-3.7%
<b>Total</b>	<b>7,819</b>	<b>7,513</b>	<b>-306</b>	<b>3.9%</b>
<b>Professional</b>				
Males	122	113	-9	-7.4%
Females	207	202	-5	-2.4%
<b>Total</b>	<b>329</b>	<b>315</b>	<b>-14</b>	<b>-4.3%</b>
<b>Graduate</b>				
Males	258	317	59	22.9%
Females	598	656	58	9.7%
<b>Total</b>	<b>856</b>	<b>973</b>	<b>117</b>	<b>13.7%</b>
<b>Total</b>	<b>9,004</b>	<b>8,801</b>	<b>-203</b>	<b>-2.3%</b>

Enrollment Changes by Class Level				
			Change	
	2009	2010	Number	Percent
<b>Undergraduate</b>				
Freshmen	3,048	3,005	-43	-1.4%
Sophomore	1,363	1,346	-17	-1.2%
Junior	1,311	1,155	-156	-11.9%
Senior	2,097	2,004	-90	-4.3%
<b>Total</b>	<b>7,819</b>	<b>7,513</b>	<b>-306</b>	<b>-3.9%</b>
<b>Professional</b>				
Doctorial	329	315	-14	-4.3%
<b>Graduate</b>				
Master's	616	614	-2	-0.3%
Specialist	141	14	-127	-90.1%
Certificate	0	48	48	100.0%
Doctorial	99	93	-6	-6.1%
Non-Degree	0	204	204	100.0%
<b>Total</b>	<b>856</b>	<b>973</b>	<b>117</b>	<b>13.7%</b>
<b>Total</b>	<b>9,004</b>	<b>8,801</b>	<b>-203</b>	<b>-2.3%</b>

Full-time, Part-time Enrollment Changes				
			Change	
	2009	2010	Number	Percent
<b>Full-time</b>				
Undergraduate	6,019	5,244	-775	-12.9%
First-Professional	324	308	-16	-4.9%
Graduate	369	369	0	0.0%
<b>Total</b>	<b>6,712</b>	<b>5,921</b>	<b>-791</b>	<b>-11.8%</b>
<b>Part-time</b>				
Undergraduate	1,800	2,269	469	26.1%
First-Professional	5	7	2	40.0%
Graduate	487	604	117	24.0%
<b>Total</b>	<b>2,292</b>	<b>2,880</b>	<b>588</b>	<b>25.7%</b>
<b>Total</b>	<b>9,004</b>	<b>8,801</b>	<b>-203</b>	<b>-2.3%</b>

Full-time Equivalent (FTE) Enrollment Changes				
			Change	
	2009	2010	Number	Percent
<b>Student Level</b>				
Undergraduate	8,256	7,349	-907	-11.0%
Master's	593	623	30	5.1%
Specialist	10	588	578	5780.0%
Doctorates	74	88	14	18.9%
<b>Total</b>	<b>8,933</b>	<b>8,648</b>	<b>-285</b>	<b>-3.2%</b>

SCH Totals Changes				
			Change	
	2009	2010	Number	Percent
<b>Student Level</b>				
Undergraduate	99,068	88,191	-10,877	-11.0%
Master's	5,338	5,609	271	5.1%
Specialist	89	5,290	5,201	5843.8%
Doctorates	668	796	128	19.2%
<b>Total</b>	<b>105,163</b>	<b>99,886</b>	<b>-5,277</b>	<b>-5.0%</b>





## Tuition, Fees and Charges

### Undergraduate Students

Category	05-06	06-07	07-08	08-09	09-10	10-11
<b>Tuition</b>						
In-state	\$1,110.00	\$1,110.00	\$1,110.00	\$1,200.00	\$1,295.50	\$1,506.20

<b>Other Required Fees</b>						
Board Assessed Fees	215.00	215.00	215.00	215.00	215.00	215.00
University Assessed Fee	136.00	220.00	273.00	273.00	294.00	294.00
Student Self-assessed Fees	155.45	205.45	205.45	207.45	207.45	302.45
Technology Fee	60.00	--	--	--	--	--
<b>Total Resident Fee</b>	<b>\$1,676.45</b>	<b>\$1,750.45</b>	<b>\$1,803.45</b>	<b>\$1,895.45</b>	<b>\$2,011.95</b>	<b>\$2,317.65</b>
Nonresident Fee	2,976.00	2,976.00	2,976.00	2,976.00	3,374.78	3,644.76
<b>Total Nonresident Fee</b>	<b>\$4,652.45</b>	<b>\$4,726.45</b>	<b>\$4,779.45</b>	<b>\$4,871.45</b>	<b>\$5,386.73</b>	<b>\$5,962.41</b>

Late Registration Fee	50.00	50.00	50.00	50.00	50.00	50.00
Per Credit Hour Charge	93.00	93.00	93.00	108.50	125.00	159.80
<b>TextBooks (12 hour schedule)</b>	<b>\$500.00</b>	<b>\$500.00</b>	<b>--</b>	<b>\$1,200.00</b>	<b>\$1,200.00</b>	<b>\$1,200.00</b>

<b>Room and Board</b>						
Suite-semi private	900.00*	1,650.00	1,675.00	1,685.00	1,735.00	1,787.00
Basic Meal Plan	975.00	1,025.00	1,075.00	1,075.00	1,160.00	1,205.00
<b>Total Room and Board</b>	<b>\$1,875.00</b>	<b>\$2,675.00</b>	<b>\$2,750.00</b>	<b>\$2,760.00</b>	<b>\$2,895.00</b>	<b>\$2,992.00</b>

\* Dorm-double occupancy



## Tuition, Fees and Charges



### Graduate Students

Category	05-06	06-07	07-08	08-09	09-10	10-11
<b>Tuition</b>						
In-state	\$1,115.00	\$1,115.00	\$1,115.00	\$1,201.50	\$1,293.00	\$1,495.35
<b>Other Required Fees</b>						
Board Assessed Fees	170.00	170.00	170.00	170.00	170.00	170.00
University Assessed Fee	126.25	189.25	242.25	242.25	258.00	258.00
Student Self-assessed Fees	155.45	205.45	205.45	207.45	207.45	302.45
Technology Fee	45.00	--	--	--	--	--
<b>Total Resident Fee</b>	\$1,611.70	\$1,679.70	\$1,732.70	\$1,821.20	\$1,928.45	\$2,225.80
Nonresident Fee	2,979.00	2,979.00	2,979.00	2,979.00	3,378.19	3,648.45
<b>Total Nonresident Fee</b>	\$4,590.70	\$4,658.70	\$4,711.70	\$4,800.20	\$5,306.64	\$5,874.25
Late Registration Fee	50.00	50.00	50.00	50.00	50.00	50.00
Per Credit Hour Charge	124.00	124.00	124.00	141.00	159.00	197.20
<b>TextBooks</b> (9 hour schedule)	\$500.00	\$500.00	--	\$1,200.00	\$1,200.00	\$1,200.00

<b>Room and Board</b>						
Suite-semi private	900.00*	1,650.00	1,675.00	1,685.00	1,735.00	1,787.00
Basic Meal Plan	975.00	1,025.00	1,075.00	1,075.00	1,160.00	1,205.00
<b>Total Room and Board</b>	\$1,875.00	\$2,675.00	\$2,750.00	\$2,760.00	\$2,895.00	\$2,992.00
* Dorm-double occupancy						

### PharmD Professional Students

Category	05-06	06-07	07-08	08-09	09-10	10-11
<b>Tuition</b>						
In-state	\$2,309.00	\$2,309.00	\$2,309.00	\$2,459.00	\$2,617.50	\$2,788.95
<b>Other Required Fees</b>						
Board Assessed Fees	215.00	215.00	215.00	215.00	215.00	215.00
University Assessed Fee	136.00	220.00	273.00	273.00	294.00	294.00
Student Self-assessed Fees	155.45	205.45	205.45	207.45	207.45	302.45
Technology Fee	60.00	--	--	--	--	--
Professional Fees-PharmD		2,500.00	3,000.00	3,250.00	3,500.00	4,150.00
<b>Total Resident Fee</b>	\$2,875.45	\$5,449.45	\$6,002.45	\$6,404.45	\$6,833.95	\$7,750.40
Nonresident Fee	4,976.00	4,976.00	4,976.00	4,976.00	5,642.78	6,094.20
<b>Total Nonresident Fee</b>	\$7,851.45	\$10,425.45	\$10,978.45	\$11,380.45	\$12,476.73	\$13,844.60



# Auxiliary Enterprises

## ULM's Bayou Village!

ULM embarked on a project that completely reconstructed the housing for students. Changes were made with the completion of renovations for Ouachita, Madison and Masur Halls and the demolition of Hudson, Sherrouse, Olin, Lemert, Harris, Breard and Cosper Halls and the addition of new apartments and suites. Bayou Village Apartments are available to upper-class students with a 2.25 GPA or higher. University Commons I and University Commons II, Ouachita, Masur and Madison Halls are available to all residential students with a 2.0 GPA or higher.

Residential Life 2010 - 2011 Housing Fees			
Halls/Suites/Apartments	Double Occupancy	Private Room	Contract Period
<b>Halls</b>			
Masur Hall	\$1,040 per semester	\$1,832 per semester	Fall, Spring
Madison Hall	\$1,205 per semester	\$2,095 per semester	Fall, Spring
Ouachita Hall	\$1,205 per semester	\$2,095 per semester	Fall, Spring
<b>Suites</b>			
Bayou Suites (Private Rooms)	N/A	\$2,281 per semester	Fall, Spring
University Commons I (Double Occupancy)	\$1,787 per semester	N/A	Fall, Spring
University Commons II (Private Rooms)	N/A	\$2,281 per semester	Fall, Spring
<b>Apartments</b>			
4 Bedroom, 2 Bath	N/A	\$2,600 per semester	Fall, Spring
4 Bedroom, 2 Bath	N/A	\$2,805 per semester	Fall, Spring & Summer
2 Bedroom, 2 Bath	N/A	\$3,265 per semester	Fall, Spring & Summer
1 Bedroom, 1 Bath	N/A	\$3,930 per semester	Fall, Spring & Summer

<http://www.ulm.edu/reslife/>



West side of Bayou DeSiard - view from the south looking northward



East side of Bayou DeSiard - view from the north looking southward

# Auxiliary Enterprises



## Schulze Dining Hall

Weekly Meal Allowance is offered in four meal plan selections and is designed for students who will be living on campus during the academic year. A specified number of meals are guaranteed per week based on the plan selected.

Flex Dollars are offered on all dining plans which are accepted like cash in all dining locations. It works on the same principle as an ATM or debit card.

Commuter Plans have featured in two plans - Block Meals and Flex Dollars. Block Meals provide all-you-care-to-eat meals per semester in our resident dining locations.

Meal Plans		
Plan Name	Description	Cost/Semester
Maroon Plan *	10 meals / week plus \$575 Flex / semester	\$1,270
Platinum Plan	15 meals per week plus \$150 flex / semester	\$1,220
Gold Plan	Unlimited meals / week plus \$50 Flex / semester	\$1,205
Silver Plan	200 meals per semester with \$100 Flex	\$1,220
Village Plan **	50 meals / semester plus \$400 Flex / semester	\$670
Commuter Plans		
	Commuter 1 offers 20 all-you-care-to-eat meals / \$276 flex / semester	\$401
	Commuter 2 Plan offers all FLEX \$303	\$303
	Schulze Commuter Offers 30 all-you-care-to-eat meals at Schulze dining hall	\$150
Faculty Plans		
	Faculty & Staff Plan: 20 all-you-care-to-eat meals with \$100 flex	\$200
* Maroon plan only available to students completing 30 hours.		
** Village plan available to eligible apartment residents only.		



# Faculty and Staff

2010-2011



# Employees



Employees by Position and Year 2004 - 2010							
Type	2004	2005	2006	2007	2008	2009	2010
Faculty	481	454	437	440	450	392	440
Exec/Administrators	58	67	66	65	67	63	53
Professionals	299	303	308	319	341	338	321
Administrative Support	187	165	159	159	157	134	112
Technical	17	17	17	17	19	12	21
Skilled Crafts Workers	91	77	81	85	93	88	68
Service/Maintenance	97	93	83	85	88	74	64
Graduate Assistants	78	191	177	196	207	206	280
Total	1,308	1,367	1,328	1,366	1,422	1,307	1,359

Male Employees by Position and Ethnicity Fall 2010							
EEO Position	White (non-Hispanic)	Black (non- Hispanic)	Hispanic	Asian/Pacific Islander	American Indian	International	Total
Faculty	176	8	5	9	1	2	201
Administrators	26	1					27
Professionals	109	12	2	5		3	131
Secretarial/Clerical	5	1					6
Technical							
Skilled Crafts	47	14				1	62
Service/Maintenance	4	23	1				28
Graduate Assistants	86	8	1	24		10	129
Total	453	67	9	38	1	16	584

Female Employees by Position and Ethnicity Fall 2010							
EEO Position	White (non-Hispanic)	Black (non- Hispanic)	Hispanic	Asian/Pacific Islander	American Indian	International	Total
Faculty	202	20	7	4		6	239
Administrators	24	2					26
Professionals	155	30	1	4			190
Secretarial/Clerical	83	22				1	106
Technical	15	5		1			21
Skilled Crafts		2					2
Service/Maintenance	6	34					40
Graduate Assistants	103	27	3	13		5	151
Total	588	142	11	22		12	775



# Employees

## Employees by Position and Ethnicity

EEO Position	White (non-Hispanic)	Black (non-Hispanic)	Hispanic	Asian/Pacific Islander	American Indian	International	Total
Faculty	378	28	12	13	1	8	440
Exec/Administrators	50	3					53
Professionals	264	42	3	9		3	321
Administrative Support	88	23				1	112
Technical	15	5		1			21
Skilled Crafts Workers	47	16				1	64
Service/Maintenance	10	57	1				68
Graduate Assistant	189	35	4	37		15	280
<b>Total</b>	<b>1,041</b>	<b>209</b>	<b>20</b>	<b>60</b>	<b>1</b>	<b>28</b>	<b>1,359</b>

## Employees by Gender, Position, Ethnicity and Full-time/Part-time Status

Fall 2010

EEO Position	Male		Female		Total		Grand Total
	Full-time	Part-time	Full-time	Part-time	Full-time	Part-time	
Faculty	167	34	180	59	347	93	440
Exec/Administrators	27		26		53		53
Professionals	129	2	185	5	314	7	321
Administrative Support	6		103	3	109	3	112
Technical			21		21		21
Skilled Crafts Workers	62		2		64		64
Service/Maintenance	26	2	35	5	61	7	68
Graduate Assistant		129		151		280	280
<b>Total</b>	<b>417</b>	<b>167</b>	<b>552</b>	<b>223</b>	<b>969</b>	<b>390</b>	<b>1,359</b>





# Employees



Tenured Full-time Instructional Faculty Fall 2010						Instructional Faculty by Rank Fall 2010			
	Tenu red	Non- Tenure on track	Not on tenure track	w/o Faculty status	Total	Type	Full-time	Part-time	Total
Professor	54	1			55	Professor	55		55
Associate Professor	75	3	5	5	83	Associate Professor	76	7	83
Assistant Professor	19	110	34	1	163	Assistant Professor	156	7	163
Instructor		1	136		137	Instructor	60	77	137
Other Unclassified				2	2	Other Unclassified		2	2
<b>Total</b>	<b>148</b>	<b>115</b>	<b>175</b>	<b>2</b>	<b>440</b>	<b>Total</b>	<b>347</b>	<b>93</b>	<b>440</b>

Faculty by Rank 2004 - 2010							
Type	2004-05	2005-06	2006-07	2007-08	2008-09	2009-10	2010-11
Professor	73	67	62	63	58	59	55
Associate Professor	112	101	91	86	83	80	83
Assistant Professor	153	150	163	176	180	157	163
Instructor	142	136	120	114	129	94	137
Other Unclassified	1	0	1	1	0	2	2
<b>All Ranks</b>	<b>481</b>	<b>454</b>	<b>437</b>	<b>440</b>	<b>450</b>	<b>392</b>	<b>440</b>

Average Faculty Salaries by Rank 2004 - 2010							
Type	2004-05	2005-06	2006-07	2007-08	2008-09	2009-10	2010-11
Professor	\$64,861.29	\$67,426.82	\$40,739.35	\$73,156.95	\$72,509.10	\$73,974.42	81,732.95
Associate Professor	\$53,974.98	\$57,585.01	\$30,698.96	\$64,631.57	\$67,985.80	\$65,214.35	65,636.52
Assistant Professor	\$46,908.39	\$52,380.39	\$32,347.40	\$54,844.61	\$56,068.17	\$59,156.53	60,150.12
Instructor	\$19,935.60	\$34,203.66	\$37,013.96	\$26,063.66	\$27,346.81	\$30,709.29	20,252.21
Other Unclassified	\$35,000.00	\$0.00	\$51,800.00	\$65,000.00	\$0.00	\$54,578.50	1,800.00
<b>All Ranks</b>	<b>\$44,136.05</b>	<b>\$42,319.18</b>	<b>\$38,519.93</b>	<b>\$56,739.36</b>	<b>\$44,781.98</b>	<b>\$56,726.62</b>	<b>45,914.36</b>

# Resources

2010-2011

## Facilities List



<b>Building Name</b>	
1401 Royal	Brown Stadium
3815 Bon Aire	Bry Hall
4001 Bon Aire Storage	Caldwell Hall
4401 Peyton	Chemistry Natural Science Building
4404 Bon Aire	Clark M. Williams Student Success Center
4405 Bon Aire	Coenen Hall
4408 Bon Aire	Construction Building
4502 Bon Aire - RSVP	East Stadium Restroom
4507 Bon Aire	East Stadium Snack/Ticket
4607 Bon Aire	Fant-Ewing Coliseum
4709 Bon Aire	Filhiol Hall
4709 ½ Bon Aire	Garrett Hall
600 Cole - JTPA	Garrett Hall Greenhouse
604 McGuire	Golf Office
606 McGuire	Greenhouse Large
610 South 16th Street	Greenhouse Storage
905 Filhiol Nursing School	Grounds Building
Administration Building	Grounds Hothouse
AG Greenhouse - Long	Grounds Storage Building
AG Greenhouse Storage #2	Hanna Hall
AG Greenhouse - Short	Heard Stadium
AG Mech Shop	Hemphill Airway Sciences Building
Anna Gray Noe Alumni Center	Institute of Gerontology
Athletic Grounds Building	Intramural Storage
Auto Services	Intermodal Transit Facility
Band Building	Johnson FarmBarn w/Loft
Baseball Stadium	Johnson Farm Cattle Shed
Baseball Ticket	Johnson Farm Cattle Shelter #1
Bayou Village Apartments (#5, #6, #7)	Johnson Farm Cattle Shelter #2
Bayou Suites	Johnson Farm Cattle Shelter #3
Biedenharn Hall	Johnson Farm Dairy Barn
Bienville Building	Johnson Farm Equipment Shed
Bon Aire - University Residence	Johnson Farm Grey Silo
Brown Auditorium	Johnson Farm Long Barn
Brown Gym	Johnson Farm Office Building
Brown Hall	Johnson Farm Office/Classroom



## Facilities List

Building Name	
Johnson Farm Open Barn	North Tick Malone
Johnson Farm Red Dairy Silo	Nursery Storage - 905 Filhiol
Johnson Farm Residence #1	Nursing Building
Johnson Farm Residence #2	Ouachita Hall
Johnson Farm Sale Barn	Photo Services
Johnson FarmShop	Property Control Storage
Johnson Farm Silo 24ft	Sandel Hall
Johnson Farm Swine Building	Schulze Dining Hall
KEDM Public Radio Facility	Softball Dugout #1 - 500 Stadium Drive
Lake C. Oxford Natatorium	Softball Dugout #2 - 500 Stadium Drive
Layton Farm 12 Stall Barn	Softball Storage
Layton Farm Arena Restroom	South Tick Malone
Layton Farm Arena Speaker	Strauss Hall
Layton Farm Hay Barn 32	Stubbs Hall
Layton Farm Horse Barn #8	Student Activity Center
Layton Farm Horse Shed	Student Health & Counseling Center
Layton Farm Horse Shed #1	Student Union
Layton Farm Iron Strg Building	Sugar Hall
Layton Farm Mobile Residence	Testing Center
Layton Farm Office	University Advancement
Layton Farm One Story Barn	University Commons I
Layton Farm Portable Concession	University Commons II
Layton Farm Residence	ULM Booster House
Layton Shipp Pavilion	University House
Madison Hall	University Library
Maintenance Shed/BB	University Police - 3811 Desiard St., Filhiol Hall
Maintenance Building Equipment	UPD Storage
Maintenance Shop	Warehouse / Physical Plant
Malone Stadium	
Marriage & Family Clinic	
Marriage & Family Therapy House	
Masur Hall	
Mechanical Building Caldwell	
Mechanical Building Stubbs	

## Fall 2010 Facilities and Space Utilization Totals




Total Number of Rooms	6,644
Total Classroom Capacity	8,198
Total Lab Capacity	3,174
Total Other Capacity	60,072
Total Non-Assigned Areas - Rooms (Funct 00)	488,650 sq ft
Total Unassigned Areas - Rooms (Funct 81, 82, 83)	29,743 sq ft
Total Facilitise in Use - Rooms (Funct 10 through 70)	1,707,864 sq ft
Total Assignable Area - Rooms (Funct 10 through 83)	1,737,607 sq ft
Total Number of Non-Assign Rooms (Funct 00)	1,460
Total Number of Instructional, Research, Academic Support, and Student Service Rooms (Functs 10, 20, 40 and 50)	2,700
Total Number of Public Service, Institutional Support and Independent Operations Rooms (Functs 30, 60 and 70)	663
Total Number of Unassigned Rooms (Funct 81, 82, 83)	24
Total Number of Assignable Rooms (Funct 10 to 83)	5,184
Total Number of Classrooms (Room Type: 110)	165
Total Number of Labs (Room Type: 210)	62
Total Number of Special Labs (Room Type: 220)	91
Total Number of Research/Non Class Laboratories (Room Type: 250)	96
Total Number of Offices (Room Type: 310)	1,233

Note:

“Funct Codes” and “Room Type Codes” represent two different classification systems. Both classification systems are defined by the Louisiana Board of Regents and are used within the Facilities and Space Utilization Report.

The Room Type Codes are used to specifically identify the use of a room. An example would be a Classroom, Laboratory, etc...

The “Funct Code” or Program Classification Structure (PCS) coding system gives more of a general description of the room’s use. Examples include Academic Support, Student Service.





# University Library

The new University Library opened for service on April 12th, 1999. The Grand Opening Ceremonies was held on April 30th, 1999. The library occupies floors one to five in the new building. University administration is located on the sixth floor, and a conference center is on the seventh floor. The new facility has a fully equipped computer lab, media presentation/studio room, bibliographic instruction room, study/meeting rooms, and an expanded Special Collections area.

The resources of the library include 629,606 print volumes, including 201,415 state and federal documents, 2,941 serial subscriptions, and 622,994 volumes in microformat. The library is a member of AMIGOS, which enables cataloging and bibliographic verification and interlibrary loan to be done via computer terminals connected on-line to the system headquarters. NEON, the Library's electronic catalog, is part of LOUIS, the state wide academic library catalog network. Being part of LOUIS, the library also has access to EBSCOhost that provides access to bibliographic references to more than 7,000 journals. Many of these are also available in electronic text format once the bibliographic reference is located for the article. In addition, LOUIS provides access to other bibliographic and abstracting sources.

Housed on open shelves, the Library's resources are located on five floors. The first floor is the focal point for information services. Located there are reference materials, a national and trade bibliographic center, and serials. Also on this floor are the Reference Office and Interlibrary Loan Service. The general collection of monographs are located on the second through fifth floors of the building. In addition, the second floor houses the Government Document collection and Media Services. Computer Services is located on the third floor, and special collections (archives, rare books, etc.) is on the fifth floor.

### Indexes, Databases, Full-Text

- Electronic Journals by Title and Subject
- Web Feat Search of One of All Databases and Library Catalogs
- List of Statewide Databases arranged by vendor
- Academic Universe (Lexis-Nexis)
- Bayou State Periodical Index
- BioOne full text bioscience research database
- Cambridge Scientific Abstracts
- College Catalogs
- Dissertations Abstracts (UMI)
- EBSCOhost: abstracts, indexes, full-text journal access
- Electronic books via netLibrary
- Gale databases
- IEEE Digital Library
- JSTOR
- Math SciNet
- Mental Measurements Yearbook
- Mergent Online
- OCLC WorldCat (via FirstSearch)
- Oxford English Dictionary (OED)
- RIA tax service
- Sanbourn Maps
- SCOPUS: Scientific, Technical, and Medical Abstracts and Database

### Library Information From University Library Annual Report, 2006-2010

	2006-2007	2007-2008	2008-2009	2009-2010
Bound Volumes	644,120	647,696	639,133	638,169
Microform Volume	620,039	621,610	621,336	623,268
Non-Book Titles	544,481	N/a	621,336	622,994
Journal Subscriptions	135	140	140	95
Print Journal Use	1,756	N/a	N/a	N/a
Electronic Journal Use	368,776	352,756	361,405	555,359
Attendance	405,061	393,608	327,422	336,334
Circulation	12,393	11,697	12,007	11,204
Electronic Book Use	6,384	24,171	5,216	7,757
Multimedia	548	660	377	61
Interlibrary Loan	5,652	5,216	5,174	5,041
Solar Searches	0	0	0	0
<b>Total Volumes</b>	<b>1,264,159</b>	<b>1,269,306</b>	<b>1,260,469</b>	<b>1,252,600</b>

<http://www.ulm.edu/library/annualreports/ULAR-2010.pdf>



## STUDENT UNION BUILDING GRAND OPENING

On January 23, 2007 ULM held a grand opening for the renovated SUB (Student Union Building) and its companion building, the Student Center.

During the ceremonies, ULM president James E. Cofer Sr., made a special presentation to Mrs. Yvonne Anderson, the first female Student Council president of then Northeast Junior College in 1945-46. Anderson was presented with a framed photo of the Student Council from the 1946 Chachahoula.

Campus Activities Board representative Micah Pulliam presented the 75th Anniversary time Capsule to be opened at the University's Centennial celebration in 2031. The time capsule includes memorabilia from the 75th Anniversary celebration, fact books on the university, and a scroll signed by the faculty, staff and students in 2006.

ULM's National Champion Water Ski team were also honored.

After the ceremonies tours of the SUB and Student Center, along with delicious samples of the various food court vendors, were made available to all.

### University Bookstore

#### Textbooks

New and Used

#### Apparel

Caps & Visors

Imprinted Apparel

Winter Wear

Women's Clothing

Youth Clothing

### Gifts and Accessories

Imprinted Accessories

### Graduation Items

Graduation Supplies

### Student Union

Bene Pizzeria

Chik-fil-A

Drinks

Einstein Bros. Bagels

Grille Works

Sushic, The Sushi Company

Subway

Tmmy.Ymmys

#### Java City

Inside Nursing Building

#### C3 Convenience Store

West side of Starbucks

#### StarBucks

Located in the Commons

### LA Capital

Replaced the "Indian Bank" to offer on campus banking services.

Grand Opening November, 6, 2006

#### Copy Services

Provides per page copy and printing services

#### SACS (Student Activity Control System)

Meal Plan Information, Warhawk Express Debit Account, Student Identification Cards, Voter Registration and other activities affiliated with the ULM Identification Card

- attend all home games
- check out books
- cash checks
- purchase books
- attend plays at Spyker Theatre
- purchase concert tickets at the Union Board
- attend movies
- vote in SGA elections
- swim at the Natatorium
- work out at the Activity Center
- access to the Infirmary
- receive a CHACAHOUA year book

#### Textbook Clearinghouse








# Auxiliary Enterprises

Amenities		
<b>Hall Features</b>		
Intercom entry system	Vending machines	24-hour emergency maintenance
Computer Centers	High-Speed Internet access included	Organized activities
A/C - Window/Wall Units(s)	Utilities Included	Furnished
Laundry facility on site	On-site maintenance	
<b>Bayou Village Suites for Fall 2010</b>		
2 Bedroom/1 Bath Private Suites	Utilities Included	Extended Cable with HBO Included
1 Bedroom/1 Bath Shared Suites	Individual Suite Climate Control	Local Phone Services Included
Customed Designed Furniture with Computer Desks	On-Site Laundry	9' Ceilings
High Speed Internet Access in each Bedroom	Ceiling Fans in Bedrooms	Controlled building access
<b>Bayou Village Apartments</b>		
4 Bedroom/2 Bath	Utilities Included	Extended Cable with HBO Included
2 Bedroom/2 Bath	Washer/Dryer in each Apartment	Local Phone Service Included
1 Bedroom/1 Bath	Individual Apartment Climate Control	Controlled building access
Individual Leases	White Appliances with Microwave	Ceiling Fans in Bedrooms and Living Rooms
Customed Designed Furniture with Computer Desks	Upgraded Cabinets	9' Ceilings



# *Campus Map*



Historical

2010-2011

## Fall Semester Headcount



Year	Undergraduate	Graduate	Total	Year	Undergraduate	Graduate	Total
1949	418		418	1980	8,884	1,153	10,037
1950	551		551	1981	9,272	2,028	11,300
1951	674		674	1982	9,359	1,716	11,075
1952	849		849	1983	9,963	1,623	11,586
1953	1,085		1,085	1984	10,037	1,521	11,558
1954	1,309		1,309	1985	9,909	1,155	11,064
1955	1,513		1,513	1986	9,213	1,014	10,227
1956	1,793		1,793	1987	9,249	966	10,215
1957	2,056		2,056	1988	9,442	1,056	10,498
1958	2,320		2,320	1989	9,522	1,038	10,560
1959	2,518		2,518	1990	9,714	972	10,686
1960	2,641		2,641	1991	10,138	1,051	11,189
1961	2,842	150	2,992	1992	10,617	1,115	11,732
1962	3,096	219	3,315	1993	10,425	1,146	11,571
1963	3,406	233	3,639	1994	10,214	1,165	11,379
1964	3,946	283	4,229	1995	10,366	1,187	11,553
1965	4,730	410	5,140	1996	9,994	1,122	11,116
1966	5,435	525	5,960	1997	9,800	1,142	10,942
1967	6,195	545	6,740	1998	9,411	1,116	10,527
1968	6,874	728	7,602	1999	8,839	1,108	9,947
1969	6,818	798	7,616	2000	8,297	1,103	9,400
1970	6,987	1,044	8,031	2001	7,802	958	8,760
1971	7,591	1,219	8,810	2002	7,210	941	8,151
1972	7,736	1,125	8,861	2003	7,631	949	8,580
1973	7,896	1,138	9,034	2004	7,904	930	8,834
1974	7,917	1,299	9,216	2005	8374	904	9,278
1975	8,510	1,208	9,718	2006	7,625	951	8,576
1976	8,073	1,070	9,143	2007	7,629	920	8,549
1977	8,086	1,012	9,098	2008	7,881	886	8,767
1978	7,630	1,242	8,872	2009	8,148	856	9,004
1979	8,108	1,067	9,175	2010	7,513	1,288	8,801





## Spring Semester Headcount

Year	Undergraduate	Graduate	Total		Year	Undergraduate	Graduate	Total
1950	322		322		1981	8,372	1,262	9,634
1951	506		506		1982	8,664	1,732	10,396
1952	641		641		1983	8,851	1,415	10,266
1953	822		822		1984	9,227	1,388	10,615
1954	1,039		1,039		1985	9,255	1,541	10,796
1955	1,258		1,258		1986	9,127	1,214	10,341
1956	1,500		1,500		1987	8,651	1,129	9,780
1957	1,617		1,617		1988	8,636	1,047	9,683
1958	1,948		1,948		1989	9,080	1,095	10,175
1959	2,152		2,152		1990	9,106	1,141	10,247
1960	2,196		2,196		1991	9,270	1,068	10,338
1961	2,374		2,374		1992	9,770	1,110	10,880
1962	2,556	170	2,726		1993	9,736	1,154	10,890
1963	2,796	231	3,027		1994	10,007	1,168	11,175
1964	3,117	303	3,420		1995	9,706	1,250	10,956
1965	3,520	346	3,866		1996	9,670	1,377	11,047
1966	4,254	423	4,677		1997	9,381	1,242	10,623
1967	5,083	574	5,657		1998	9,065	1,154	10,219
1968	5,727	601	6,328		1999	8,822	1,2069	10,031
1969	6,019	801	6,820		2000	8,212	1,024	9,236
1970	5,928	917	6,845		2001	7,703	996	8,699
1971	6,441	1,114	7,555		2002	7,160	1,088	8,248
1972	6,937	1,300	8,237		2003	6,907	1,007	7,914
1973	7,212	1,150	8,362		2004	7,060	916	7,976
1974	7,239	1,169	8,408		2005	8,163	867	8,249
1975	7,520	1,262	8,782		2006	7,407	890	8,297
1976	7,828	1,212	9,040		2007	6,840	873	7,713
1977	7,470	999	8,469		2008	6,790	831	7,621
1978	7,483	1,273	8,756		2009	7,241	766	8,007
1979	7,086	1,111	8,197		2010	7,302	883	8,185
1980	7,658	1,094	8,752		2011	6,660	1,260	7,920



## Summer Semester Headcount



Year	Undergraduate		Graduate		Total		Total
	Summer 1	Summer 2	Summer 1	Summer 2	Summer 1	Summer 2	
1950							115
1951							282
1952							335
1953							439
1954							622
1955							804
1956							997
1957							943
1958							1,116
1959							1,128
1960							1,209
1961							1,518
1962	1,241		276				1,517
1963	1,439		238				1,677
1964	1,638		279				1,917
1965	1,910		316				2,226
1966	2,088		406				2,494
1967	2,389	1,987	490	366	2,879	2,353	5,232
1968	2,519	2,220	520	568	3,039	2,788	5,827
1969	2,745	2,286	679	571	3,424	2,857	6,281
1970	2,714	2,389	686	555	3,400	2,944	6,344
1971	3,214	2,672	746	575	3,960	3,247	7,207
1972	3,235	2,653	731	644	3,966	3,297	7,263
1973	3,458	2,807	821	721	4,279	3,528	7,807
1974	3,472	2,935	852	658	4,324	3,593	7,917
1975	4,041	3,211	942	687	4,983	3,898	8,881
1976	3,793	2,844	777	582	4,570	3,426	7,996
1977	3,520	2,873	779	562	4,299	3,435	7,734
1978	3,355	2,693	787	641	4,142	3,334	7,476
1979	3,297	2,731	786	636	4,083	3,367	7,450
1980	3,598	2,942	797	629	4,395	3,571	7,966
1981	3,704	2,862	972	1,205	4,676	4,067	8,743
1982	3,839	3,135	1,340	1,329	5,179	4,464	9,643
1983	4,076	3,232	1,623	1,176	5,699	4,408	10,107
1984	4,186	3,115	1,731	1,237	5,917	4,352	10,269
1985	3,981	3,052	1,430	865	5,411	391	9,328
1986	3,510	2,771	915	593	4,425	3,364	7,789
1987	3,749	3,056	737	599	4,486	3,655	8,141
1988	3,774	3,099	713	611	4,487	3,710	8,197
1989	3,854	2,905	718	645	4,572	3,550	8,122
1990	3,982	2,955	777	762	4,759	3,717	8,476
1991	4,124	3,085	707	647	4,831	3,732	8,563



## *Summer Semester Headcount*

Year	Undergraduate		Graduate		Total		Total
	Summer 1	Summer 2	Summer 1	Summer 2	Summer 1	Summer 2	
1992	4,454	3,320	781	841	5,235	4,161	9,396
1993	4,310	3,146	754	898	5,064	4,044	9,108
1994	4,195	2,951	925	786	5,120	3,737	8,857
1995	3,968	2,949	822	712	4,790	3,661	8,451
1996	2,879	2,812	830	720	4,709	3,532	8,241
1997	3,526	2,738	913	685	4,439	3,423	7,862
1998	3,366	2,608	785	704	4,151	3,312	7,463
1999	3,192	2,501	666	603	3,858	3,104	6,962
2000	3,051	2,534	701	691	3,752	3,225	6,977
2001	2,890	2,392	691	632	3,581	3,024	6,605
2002	2,521	2,028	800	663	3,321	2,691	6,012
2003	2,531	2,086	643	593	3,174	2,679	5,853
2004	2,625	2,120	544	581	3,169	2,701	5,870
2005	2,381	2,081	662	671	3,043	2,752	5,795
2006	2,044	1,701	599	677	2,643	2,378	5,021
2007	1,992	1,586	628	676	2,620	2,262	4,882
2008	1,950	1,461	666	863	2,616	2,324	4,940
2009	2,452	1,834	439	519	2,891	2,353	5,244
2010	2,355	1,602	672	391	3,027	1,994	5,021

## *Winter Semester Headcount*

Year	Undergraduate	Graduate	Total
2005	341	2	343
2006	316	4	320
2007	400	53	453
2008	554	25	579
2009	577	29	606
2010	698	74	772





## Student Credit Hours



Year	Spring	Summer 1	Summer 2	Fall	Winter
1981	119,543			133,927	
1982	125,208			135,952	
1983	128,561	27,271	19,714	142,918	
1984	132,584	28,503	19,072	144,544	
1985	134,169	26,330	18,022	142,593	
1986	132,949	23,051	15,753	134,259	
1987	124,823	21,970	16,698	132,600	
1988	125,548	21,396	16,719	136,620	
1989	131,458	22,523	15,310	137,822	
1990	132,105	23,438	15,980	139,279	
1991	134,115	23,839	15,553	145,050	
1992	141,895	26,264	17,192	152,247	
1993	144,562	24,620	17,548	151,699	
1994	146,700	24,903	16,254	150,772	
1995	145,417	23,952	15,850	153,309	
1996	146,162	22,332	14,714	147,900	
1997	141,155	21,030	14,283	144,385	
1998	136,101	19,698	13,993	138,034	
1999	131,714	18,403	13,456	129,021	
2000	121,594	17,756	13,741	120,424	
2001	113,607	16,545	12,425	111,101	
2002	104,571	15,499	11,479	104,264	
2003	100,712	14,938	11,507	107,720	
2004	99,682	14,766	11,487	112,073	
2005	105,355	13,232	11,663	116,314	1,232
2006	104,309	11,241	9,351	108,351	1,143
2007	98,888	11,313	9,020	106,340	1,684
2008	95,437	11,491	9,139	105,205	2,174
2009	96,065	12,014	9,697	105,163	2,238
2010	95,113	12,153	8,382	99,886	2,835
2011	88,328				

NOTE: Fall 2005 reflects 216 "visiting" students due to Hurricanes Katrina and Rita.  
 "Summer" was split into two terms beginning in 1983



## Full-time Equivalent (FTE) Student Totals

14th Class Day FTE (Board of Regents Calculations)							14th Class Day FTE (Board of Regents Calculations)						
Year	Spring	Summer	Sum I	Sum II	Fall	Winter	Year	Spring	Summer	Sum I	Sum II	Fall	Winter
1994	11,487	4,204			11,822		1994	984	1,254			989	
1995	11,329	4,111			12,016		1995	1,053	1,153			1,014	
1996	15,166			1,468	11,614		1996	2,194			496	947	
1997	11,024		2,217		11,318		1997	986		670	0	952	
1998	10,624		2,009		10,816		1998	956		604	0	915	
1999	10,283		1,909	1,366	10,112		1999	925		522	421	853	
2000	9,509		1,825	1,376	9,403		2000	832		526	455	843	
2001	8,867		1,665	1,080	8,666		2001	801		538	415	791	
2002	8,067		1,470	1,072	8,091		2002	864		624	484	796	
2003	7,792		1,477		8,380		2003	800		520	478	796	
2004	7,717		1,515	1,081	8,755		2004	786		439	473	779	
2005	8,216		1,363	1,089	9,136	12	2005	752		388	492	743	27
2006	8,138		1,164	809	8,529	12	2006	739		322	480	666	27
2007	7,738		1,146	789	8,375	127	2007	669		357	452	649	17
2008	7,466		1,106	786	8,264	262	2008	649		441	475	672	12
2009	7,534		1,272	868	8,256	537	2009	630		308	459	677	23
2010	7,410		1,084	861	7,349	217	2010	688		581	285	1,299	26

14th Class Day FTE (Board of Regents Calculations)						
Year	Spring	Summer	Summer I	Summer II	Fall	Winter
1994	12,471	5,458			12,811	
1995	12,382	5,264			13,030	
1996	17,360			1,964	12,561	
1997	12,010		2,797		12,270	
1998	11,580		2,613		11,731	
1999	11,208		2,431	1,787	10,965	
2000	10,341		2,351	1,831	10,246	
2001	9,668		2,203	1,658	9,457	
2002	8,931		2,094	1,556	8,887	
2003	8,592		1,997	1,558	9,176	
2004	8,503		1,954	1,554	9,534	
2005	8,968		1,751	1,581	9,879	39
2006	8,877		1,486	1,289	9,195	39
2007	8,407		1,503	1,241	9,024	144
2008	8,115		1,547	1,261	8,936	275
2009	8,164		1,580	1,327	8,933	560
2010	8,098		1,665	1,110	8,648	243

# Retention Rate



## Freshman Student Retention / Transfer Report

### Fall semester vs. Previous Fall semester

Year	Fall FTF Cohort	ULM		Other Four Year		Other Two-Year		Technical College*		Total Retention	
		#	%	#	%	#	%	#	%	#	%
1997 - 98	1,708	1,093	64.0	95	5.6	19	1.1	0	.0	1,206	70.6
1998 - 99	1,580	963	60.9	86	5.4	25	1.6	0	.0	1,072	67.8
1999 - 00	1,469	930	63.3	99	6.7	21	1.4	0	.0	1,048	71.3
2000 - 01	1,208	747	61.8	82	6.8	19	1.6	0	.0	848	70.2
2001 - 02	1,170	741	63.3	81	6.9	24	2.1	0	.0	841	71.9
2002 - 03	1,058	719	68.0	48	4.5	13	1.2	6	.6	784	74.1
2003 - 04	1,286	835	64.9	81	6.3	54	4.2	11	.9	967	75.2
2004 - 05	1,477	1,003	67.9	60	4.1	55	3.7	16	1.1	1,122	76.0
2005 - 06	1,501	947	63.1	74	4.9	52	3.5	20	1.3	1,082	72.1
2006 - 07	1,423	934	65.6	78	5.5	69	4.8	12	.8	1,081	76.0
2007 - 08	1,395	919	65.9	90	6.5	65	4.7	31	2.2	1,093	78.4
2008 - 09	1,195	859	72.1	50	4.2	52	4.4	19	1.6	973	81.6
2009 - 10	1,289	929	72.1	66	5.1	75	5.8	10	.8	1,065	82.6

**Notes:**

Students registered at multiple institutions are counted at each institution enrolled.

Other Four-Year includes LSU Health Sciences Center O/SHR in the state of Louisiana

Other Two-Year includes Sowela TCC and Fletcher TCC (beginning in Fall 2003) in the state of Louisiana

\* Available beginning Fall 2003

# Graduation Rate

		Graduating Institution											
		150% Time											
		Associate or Below				Bachelors Degree				1st Award (All Levels)			
Year*	Cohort	ULM	Other	Total	Pct	ULM	Other	Total	Pct	ULM	Other	Total	Pct
1995	1,851	6	1	7	.4	493	80	573	31.0	496	81	577	31.17
1996	1,816	4	2	6	.3	507	83	590	32.5	510	85	595	32.76
1997	1,708	2	2	4	.2	465	71	536	31.4	467	71	538	31.50
1998	1,580	6	4	10	.6	401	69	470	29.7	405	73	478	30.25
1999	1,469	3	10	13	.9	392	69	461	31.4	393	79	472	32.13
2000	1,208	5	11	16	1.3	324	52	376	31.1	327	62	389	32.20
2001	1,170	3	3	6	.5	334	59	393	33.6	334	62	396	33.85
2002	1,058	1	1	2	.2	302	35	337	31.9	303	36	339	32.04
2003	1,287	5	5	10	.8	340	75	415	32.2	343	80	421	32.71

\* includes trailing summer

**Notes:**

FTF Cohort defined as First-time full-time freshmen/preparatory students who have earned fewer than 30 semester credit hrs

150% of normal time, Status (includes the summer following third/sixth academic year - trailing summer)

- Associate Degree = 3 years Status: Included
- Bachelors Degree = 6 years Status: Included
- 1st Award (All Levels) represents unique count of cohort receiving any undergraduate award at any Louisiana Public Postsecondary Institution within 150% of normal time for the level of the first award earned.



## Historical Listings: Presidents



The President is the chief executive officer of the University Responsible to the University of Louisiana Board System of Supervisors for the operation of the University in accordance with general policies established by the Board. The President oversees the academic administrative areas of the entire University organization.



September 28, 1931 - October 31, 1944

**Dr. Clyde Cornelius Colvert**

President-Ouachita Parish Junior College  
Dean-Northeast Center of LSU



December 1, 1944 - August 15, 1950

**Dr. William Rodney Cline**

Dean-Northeast Junior College of LSU



August 15, 1950 - June 30, 1958

**Mr. Lewis Cecil Slater**

President-Northeast Louisiana State  
College



July 1, 1958 - December 31, 1975

**Dr. George T. Walker**

President-Northeast Louisiana State College



January 1, 1976 - June 30, 1991

**Dr. Dwight D. Vines**

President-Northeast Louisiana University



July 1, 1991 - December 31, 2001

**Mr. Lawson L. Swearingen, Jr.**

President-University of Louisiana Monroe



March 28, 2002 - July 31, 2010

**Dr. James E. Cofer, Sr.**

President-University of Louisiana Monroe



November 8, 2010 - present

**Dr. Nick J. Bruno**

President

University of Louisiana Monroe



## Historical Listings: Faculty Senate Presidents

### Purpose of the Faculty Senate

The faculty has primary responsibility for such fundamental areas as curriculum, subject matter, and methods of instruction; research, faculty status, and working conditions; and those aspects of student life that relate to the educational process. The ULM Faculty Senate shall serve as the agency for faculty participation in the government of the University. Accordingly, the Faculty Senate shall advise the administration regarding the selection of academic officers, the policies and procedures governing salary determination, and other matters concerning the general welfare of the University, either on its own initiative or upon referral of proposals from others.

Year	Senator	Year	Senator	Year	Senator
1972-73	Robert Harrison	1985-86	Ruth E. Smith	1998-99	Charles V. Pryor
1973-74	Robert Harrison	1986-87	John Scogin	1999-00	Janet V. Haedicke
1974-75	Ron Smith	1987-88	Jean England	2000-01	Janet V. Haedicke
1975-76	Ed Biersmith	1988-89	Louis Ace	2001-02	Anna Hill
1976-77	John Burgin	1989-90	C. Richard Buck	2002-03	Charles V. Pryor
1977-78	Richard Haynes	1990-91	Louis Ace	2003-04	John Rettenmayer
1978-79	Richard Fristche	1991-92	Dale Magoun	2004-05	Richard Norman
1979-80	Louise Harris	1992-93	John Knesel	2005-06	John Rettenmayer
1980-81	C. Richard Buck	1993-94	Paxton Oliver	2006-07	Dorothy Schween
1981-82	Ruth E. Smith	1994-95	Dale Magoun	2007-08	C. Turner Steckline
1982-83	Morgan R. Kidd	1995-96	Jan Corder	2008-09	Donna Rhorer
1983-84	Louis Bedell	1996-97	Michael McCready	2009-10	Bruce Walker
1984-85	Louis Bedell	1997-98	Robert C. Eisenstadt	2010-11	Anna Hill



## Historical Listings: SGA Presidents



### STUDENT GOVERNMENT ASSOCIATION

Academic Year	President	Academic Year	President
1940-41	Ralph Taylor	1976-77	Ron Leleux
1941-42	Jo Neal Swanger	1977-78	Tim B. Burnham
1942-43	Prentiss Cox	1978-79	Alvin Lui
1943-44	Massey McConnell	1979-80	Sam Lorenzo
1944-45	Dan McDuff	1980-81	Kathy Sigler
1945-46	Yvonne Lusk	1981-82	Dan Johnston
1946-47	Robert E. Powell	1982-83	Matt Sanderson
1947-48	George B. Franklin, Jr.	1983-84	Shawn Murphy
1948-49	Robert Todd	1984-85	Rick Pettis
1949-50	Jarrell Matkins	1985-86	David Carter
1950-51	Rex Pensinger	1986-87	Todd Newman
1951-52	Gene Clark	1987-88	Jeff Thompson
1952-53	Gene Clark	1988-89	Ron Lewis
1953-54	Johnny C. Parkerson	1989-90	Jeff DeMent
1954-55	Perry Elder	1990-91	Jeff DeMent
1955-56	John Earl Taylor	1991-92	Stacy Doyal
1956-57	Bobby Joe Oden	1992-93	Darren Rimmer
1957-58	Elvis Stout	1993-94	Tom Zarro
1958-59	Lemmie Hightower	1994-95	Tom Zarro
1959-60	Floyd Prejean	1995-96	David Rodrigue
1960-61	W. J. Marchbank	1996-97	Michelle Brown
1961-62	Richard Aycock	1997-98	Mike Reese
1962-63	Bill Bobo	1998-99	Jeremy Muse
1963-64	Michael Parkerson	1999-00	Felicite Franklin
1964-65	Earl Posey	2000-01	Michael Gray
1965-66	Lawson Swearingen	2001-02	Michael Gray
1966-67	Dalton LeBlanc	2002-03	Charlie Cheatham
1967-68	Steve Huffman	2003-04	Kayla Haltom
1968-69	Karl Rodriguez	2004-05	La Troy Cato
1969-70	Dan McKay	2005-06	Kyle Gallman
1970-71	Michael Wainwright	2006-07	Robert J. Carroll
1971-72	Danny Rhodes	2007-08	Brady Middleton
1972-73	John Hammons	2008-09	Micah Pulliam
1973-74	Bruce Wheeler	2009-10	Hannah Livingston
1974-75	Bruce Wheeler	2010-11	Brook Sebren
1975-76	Rob Cloud		

1940-41 - first record of SGA/Student Council

<http://www.ulm.edu/sga/>

Statistics provided by the Office of Student Life and Leadership





## *Historical Listings: Union Board / CAB Presidents*

<b>Academic Year</b>	<b>President</b>	<b>Academic Year</b>	<b>President</b>
1973-74	Todd Landrum	1992-93	Aimee E. Troxclair
1974-75	Loyd Reynolds	1993-94	??
1975-76	Susan Taylor	1994-95	Jamie Thomson
1976-77	??	1995-96	Heidi Hoppen
1977-78	Mark Drago	1996-97	Heather Ezell
1978-79	??	1997-98	Patrick Horstkamp
1979-80	Mark Smith	1998-99	Patrick Horstkamp
1980-81	Dan Scardulla	1999-00	??
1981-82	R. Keeling	2000-01	?? CAB
1982-83	Oren Lee	2001-02	Ashley Pearce
1983-84	Oren Lee	2002-03	Jarratt Butler
1984-85	Steve Baum	2003-04	Devon Menefee
1985-86	Marsha Starks	2004-05	??
1986-87	Marsha Starks	2005-06	Kandace Wheeler
1987-88	Terry Ardizzone	2006-07	Pamela Bryant, Brandon Hebert
1988-89	Kenneth James	2007-08	Brandon Hebert, Joseph Beard
1989-90	Rob Brouillette	2008-09	Joseph Beard
1990-91	Stephanie Leblance	2009-10	Casey Keene
1991-92	Deborah Dunkeson	2010-11	Ben Young

Statistics provided by Office of Student Life & Leadership

## *Historical Listings: 31 Ambassador Presidents*

<b>Year</b>	<b>President</b>	<b>Major</b>	<b>Year</b>	<b>President</b>	<b>Major</b>
1982	Bud Courson	Pre Law	1997	Tommy Serpas	Construction
1983	Charles Adams	Marketing	1998	Craig Harris	Health & Physical Education
1984	Suzanne Windham-Evans	Pre Med/Dental	1999	Craig Harris	Health & Physical Education
1985	Mike McBride	Pharmacy	2000	Dave Vanderlick	Health & Physical Education
1986	Steve McAlister	Criminal Justice	2001	Anna Beene - Shore	Social Work
1987	Harlin Dean	Accounting	2002	Anna Beene - Shore	Social Work
1988	John R. Barber	Finance	2003	Jessica Westbrook-Allred	Special Education
1989	John Whittington	Finance	2004	Sean McConathy	General Studies
1990	Sam Moser	Finance	2005	Morgan Jones	PharmD
1991	Jeff Cowgill	Health & Physical Education	2006	Morgan Jones	PharmD
1992	Stephanie Pittman - Hall	Speech	2007	Persephone Alexander	Criminal Justice
1993	Todd LeDoux	Public Relations	2008	Andrew Smith	Accounting
1994	Chris Sonnier	Accounting	2009	Andrew Smith	Accounting
1995	John Osborne	Counseling - MED	2010	Logan Cloessner	Biology
1996	Chris Berry	Psychology	2011	Jarred Hardee	Accounting

Statistics provided by the Alumni Relations

## Historical Listings: Alumni Presidents



Academic Year	President	Academic Year	President
1952-53	James Pascal Norris '43	1985-86	Keith Babb, BA '67
1953-54	Floyd Holloway BS '54	1986-87	David M. Waller, BBA '69
1954-55	Harry R. Liner BA '53	1987-88	Elmer Noah, BA '75
1955-56	Gordon LeBlanc '48	1988-89	Van Pardue, BBA '71
1956-57	Sam Rubin, Jr. '48	1989-90	Emily Tucker, BA '61
1957-58	Buster J. Crowley, Jr. BS '55	1990-91	William W. Keith, BS '70
1958-59	Wood Sers, III, BS '53	1991-92	Basil Doles, BS '72
1959-60	Roland Carter BS '54	1992-93	W. Bruce Hanks, BBA '76, MBA '77
1961-63	James W. Beaver BS '56	1993-94	Durwood Kuhn, BS '60
1963-64	Johnny C. Parkerson BA '54	1994-95	James W. McLemore III, BS '67, MBA '69
1964-66	David L. Kahn BS '55	1995-96	Susan G. Hoffmann, BBA '77, MBA '80
1966-67	Orville Elkin '47	1996-97	Thomas J. Nicholson, BBA '74
1967-69	Judge Elvis Stout BA '58	1997-98	Dr. Michael Zambie, BS '81
1969-71	John C. Ensminger BS '56	1998-99	Kay Shipp, BA '70, MA '73
1971-72	Jim Dimos BA '60	1999-00	Lawrence White BS '70, MBA '72
1972-73	Theo J. Coenen, III, '61	2000-01	Linda Holyfield BS '76
1973-74	Robert E. Powell BA '68	2001-02	Judy Zaunbrecher BS '69
1974-75	Henry A. Little BS '68	2002-03	Jay Marx BBA '69
1975-76	Robert Cook BS '63	2003-04	Thomas J. Nicholson BBA '74
1976-78	Lawson L. Swearingen, Jr. BA '66	2004-05	John M. Pierce BS '77
1978-79	Everlyn K. Blackmon BS '67	2005-06	Donald K. Weems BBA '75, MBA '76
1979-80	Harlan Prestridge BS '55	2006-07	Bart Dornier BBA '85
1980-81	James W. Moore, Jr., BS '71	2007-08	Paul Harvey Wilkening BA '83, MA '85
1981-82	Joe Kalil '40 (Deceased)	2008-09	T. J. Shuftlin BS '75
1982-83	Bob Jackson BA '57	2009-10	Ronald D. (Ron) Bush BS '89
1983-84	John Rea BA '68	2010-11	Thomas H. (Tom) Deal BA '74
1984-85	Violet V. Kulcke BA '56, MED '78		





## *Historical Listings: Miss ULM*


Year	Miss ULM	Year	Miss ULM
1954	Sarah Batton Yocum	1983	Leslie Weedman
1955	(pageant canceled)	1984	Charlotte Gatlin
1956	Barbara West	1985	Kelly Walker Roark
1957	Doris Kitchens	1986***	Patricia Brant Tauzin
1958	(pageant canceled)	1987	Calette Hull
1959	Bobbie June Moore Robin	1988	Cari Dae Long
1960	Kirby Jane Mooney Lawson	1989	Christy Walker McCarty
1961*	Diana Smith Wright	1990	Gayle Hoover
1962	Sarabeth Boughton Parker	1991****	Tiffany Mock-Dreyer
1963	Julie Wilhite	1992	Larke Robinson
1964	Alice Butler	1993	Brandi Tanner
1965	Judy Swayze	1994	Amanda Hansford
1966	Kathy Mooney	1995	Florence Christina Rocha
**	Joy Woods	1996	Jennifer Goodwin Ables
1967	Becky Butler	1997	Brandi Barber Stephens
1968	Susan Carter Howell	1998	Kelli Brian Harper
1969	Gail Coates Spear	1999	Courtney Walker
1970	Linda Lastowsky Warfield	2000	Angel Venable
1971	Pamela Auttonberry	2001	Shelley Cole Parker
1972	Mary Jane Haekins Wilcoxson	2002	Rachel Lowe
1973	Mary Easterling	2003	Natalie Williams
1974	Sherry S. Miller	2004	Courtney Armstrong
1975	Karen Miller Coburn	2005	Lori Leggitt
1976	Cindy Prevost	2006	Michelle Mayer
1977	Laura Hudman	2007	Katherine Putnam
1978	Trudy Wiggins Pasclae	2008	Erica Durr
1979	Jerri Ray Depingre	2009	Hope Anderson
1980	Karen Renee Kramer	2010	Kelsi Crain
1981	Denise Worden Mumford	2011	Jaden Leach
1982	Sandra Green Bailey		

\* Miss Louisiana 1962

\*\* Miss Louisiana 1966

\*\*\* Miss Louisiana & 1st Runner-up to Miss America 1987

\*\*\*\* Miss Louisiana 1994



## Historical Listings: Miss and Mr ULM Homecoming



Year	Queen	Year	Queen
1933	June Hodge, co-Queen	1972	Susan Odom McDaniel
	Doris Davenport, co-Queen	1973	Landa Bell
1934	Dorothy Calvert, co-Queen	1974	Ellie Carter Moberly John
	Kathleen Albright, co-Queen	1975	Brenda Savage Porch
1935	Marjorie Foster	1976	Regina Carmon
1936	Dorothy Lively, co-Queen	1977	Beth Stewart Burnham
	Frenchie Edwards, co-Queen	1978	Anita Ernst Randol Watson
1937	No mention of a Queen	1979	Suzy Armstrong Jungina Vincent
1938	No mention of a Queen	1980	Debbie Thomas
1939	No Queen	1981	Julie Mills
1940	Marilyn Rolleigh Dawkins	1982	Cynthia (Cindy) Taylor Saley
1941	Jeannette Peck Ackel	1983	The President eliminated the "Queen" designation and all 9
1942	Sybil Ogden Stamper		Homecoming maids presided equally over the ceremonies
1943	Norma Lee Jarrell	1984	Sheila Accardo Willis
1944	No mention of a Queen	1985	Ame Harveston McBride
1945	Betty Ruth Hale	1986	Sonya Lane Coleman
1946	Pauline Dearman	1987	Stephanie Standard
1947	Barbara Ellis McEacharn	1988	Amanda Broom
1948	Mary E. Austin	1989	Sherri Daniel McFadden
1949	Alice Perry Smith	1990	
1950	Jerry Freeman	1991	Kim Waller Charlet
1951	Nona Gay Williams LeBlanc Hubert	1992	Erika Guillory Huff
1952	Tommie Ann Day Lee	1993	Dr. Rochelle Gilbert
1953	Betty Gambrell Jones	1994	Dinisa Hardley
1954	Nell Rogers Hindmon	1995	Kendra March
1955	Nelda Reppond Smothers	1996	Brandi Tanner Chambless
1956	Sandra Brinson Reynolds	1997	Loretta Ferguson Akinsola
1957	Carolyn Dark Driskill	1998	Keesler Anderson
1958	Glenda Bennett Redden	1999	Toria Hall Obey
1959	Kathryn (Kathy) Talton Hunt Morris		<b>Homecoming Queen</b>
1960	Sandra (Sandy) Edwards McKay	2000	Kim Bui
1961	Pansy Riser Tullos	2001	Shayla Brently Whitmore
1962	Joelle Smith	2002	Natalie Williams
1963	Shirley Nelson Foote	2003	Roslyn Preston
1964	Linda Jones	2004	Ashley Smith
1965	Cheryl McDonald	2005	Olivia Lawdin
1966	Bette Foster Poole	2006	Melanie Williams
1967	Carolyn Rea Gaetano	2007	Whitney Dionne Jones
1968	Diane Grizzaffi McCann	2008	Warlana Brooke Woods
1969	Donna Adams Blanchard	2009	Lindsey Eickman
1970	Judy Jiles McQuisten	2010	Brooke Dugas
1971	Sharon Scruggs Patrick		

Statistics provided by the Office of Student Life and Leadership



## Commencement Dates and Speakers

Date	Speaker	
May 17, 1999	Bill Pryor	Alabama Attorney General and 1984 NLU graduate
August 16, 1999	Earl Casey	A distinguished NLU alumnus and current Vice President of Public Relations for Cable News Network (CNN)
December 18, 1999	Bobby Jindal	President of the University of Louisiana System
May 17, 2000	Dr. Mark A. Emmert	Chancellor of Louisiana State University A&M College in Baton Rouge
August 11, 2000	Kathryn M. Sullivan	CPA, CLU, President and CEO of Blue Cross Blue Shield of Louisiana, and a 1978 accounting graduate of NLU
December 15, 2000	Dr. Dave Norris	Mayor of the City of West Monroe, and a 1963 government graduate of NLU
May 12, 2001	Dr. William L. Jenkins	President of the Louisiana State University System and former Chancellor of Louisiana State University A & M College in Baton Rouge
August 10, 2001	Dr. Sally Clausen	President of the University of Louisiana System
December 15, 2001	Dr. Jack Hawkins, Jr.	Chancellor of the Troy State University System
May 17, 2002	Dr. Sally Clausen	President of the University of Louisiana System presented Dr. James E. Cofer, Sr. as ULM's new President and Judge Benjamin Jones, 4th District Court of the City of Monroe confirmed him
August 12, 2002	Dr. Carlos Fandal	ULM Dean of College of Arts and Sciences
December 13, 2002	Dr. Daniel Raneau	President of Louisiana Tech University
May 21, 2003	Dr. E. Joseph Savoie	Commissioner of Higher Education for the State of Louisiana
August 8, 2003	Dr. Horace P. Jones	ULM professor of history
December 19, 2003	Dr. Charles R. McDonald	Louisiana State Representative from District 14
May 22, 2004	Robert Wooley	Louisiana Commissioner of Insurance and a ULM graduate
August 13, 2004	Dr. Jeffrey Galle	Head of the Department of English at ULM
December 17, 2004	Karen Puckett	President and Chief Operating Officer of CenturyTel
May 21, 2005	United St. Air Force Lt. General Michael Wooley	Commander, HQ Air Force Special Operations Command at Hurlburt Field, Florida and a 1972 NLU graduate
August 13, 2005	Dr. Ruth E. Smith	Professor of Spanish and Head of the Department of Foreign Languages
December 17, 2005	Bruce Hanks	Board of Directors with CenturyTel, serves on the Advisory Board for Iberia Bank, former ULM Director of Athletics and ULM graduate
May 20, 2006	Rep. Francis C. Thompson	Louisiana State Representative, former Assistant Professor in the College of Education and Alumnus
August 12, 2006	Louis Nabors	ULM Associate Professor of Voice in the School of Visual and Performing Arts
December 16, 2006	Judge Jay Bowen McCallum	Third Judicial District Court Judge and ULM alumnus
May 19, 2007	Robert W. Levy	District Attorney of the Third Judicial District Court, representing Lincoln and Union Parishes
August 11, 2007	Dr. Paxton Oliver	Associate Dean of the College of Health Sciences
December 15, 2007	Bobby Jindal	Louisiana Governor-Elect
May 17, 2008	Robert Barham	Secretary of the Louisiana Department of Wildlife and Fisheries
August 9, 2008	Pamela Saulsberry	ULM Head of Department of Social Work
December 13, 2008	Dr. Randy Moffett	President of the University of Louisiana System
May 16, 2009	Frank Hoffmann	Louisiana State Representative from District 15
August 15, 2009	Dr. Bob N. Cage	Professor and Coordinator of Education Doctoral Program
December 19, 2009	Elsie Burkhalter	Chair of the ULS Board of Supervisors
May 22, 2010	Neil Riser	Louisiana State Senator from Columbia
August 17, 2010		
December 18, 2010	Nick Bruno	President of University of Louisiana at Monroe
May 22, 2011	Rodney Alexander	United States 5th Congressional District Representative

## Presidential Lyceum Series



Event	Date	Site
Bill Cosby, entertainer and humorists	November 9, 2004	Fant-Ewing Coliseum
Doris Kearns Goodwin, Pulitzer Price winning author and historian	March 14, 2005	Brown Auditorium
Robert Kennedy, Jr, author and public speaker	March 9, 2006	Brown Auditorium
Ben Stein, financial and economical advisor	December 2, 2006	Brown Auditorium
Steve Forbes, CEO and financial journalist	March 20, 2007	Brown Auditorium
James Carville and Mary Martalin, former Clinton and Bush staffers	April 3, 2008	Brown Auditorium
Lisa Ling, host of National Geographic Explorer and former co-host of The View	April 7, 2009	Brown Auditorium
Thomas L. Friedman, best-selling author and New York Times foreign affairs columnist	December 8, 2009	Brown Theatre
Dan Rather, renowned and award-winning broadcast journalist	April 19, 2011	Brown Auditorium

For more information visit <http://www.ulm.edu/lyceum/>



Bill Cosby



Steve Forbes




Mary Martalin



James Carville



Doris K Goodwin



Dan Rather




Ben Stein



Robert Kennedy, Jr.



Lisa Ling



Thomas Friedman





# Inactive Degree Programs

On the following pages, you will find information about the degree programs which are in an inactive status.

Notes:

- The cipcodes are based on the 2010 cipcode taxonomy.
- Some programs listed here have been renamed (and may be currently active) through accreditation, curriculum improvements, Board of Regents and/or university requests. One signal may be the degree type offered (i.e., Bachelor of Arts in Music—cancelled 9/02—is currently listed as a Bachelor of Music).

Degree Program	Degree Type	cipcode	Action
ADMINISTRATION AND SUPERVISION	EDD	130401	CANCELED 10/1976
ADMINISTRATION AND SUPERVISION	EDS	130401	CANCELED 12/1996
ADMINISTRATION AND SUPERVISION	MED	130401	CANCELED 05/2005
AGRICULTURE	BS	010000	CANCELED 03/1988
AGRICULTURAL AVIATION	BS	19999	CANCELED 04/1994
AIRLINE FLIGHT ATTENDANT	AS	490106	CANCELED 07/2002
ANIMAL SCIENCE	BS	10901	CANCELED 03/1988
APPLIED FRENCH LINGUISTICS	MA	160102	REJECTED 04/1978
ART	MA	500701	CANCELED 05/1979
ART	MED	131302	CANCELED 12/1979
ART - ADVERTISING DESIGN	BFA	500799	CANCELED 10/1986
ART - CERAMICS	BFA	500711	CANCELED 10/1986
ART - DRAWING	BFA	500705	CANCELED 10/1986
ART - PAINTING	BFA	500708	CANCELED 10/1986
ART - PHOTOGRAPHY	BFA	500605	CANCELED 10/1986
ART - PRINTMAKING	BFA	500710	CANCELED 10/1986
ART EDUCATION GRADES K-12	BA	131302	CANCELED 05/2011
ARTS AND CRAFTS	AA	500201	CANCELED 04/1986
AUTOMOTIVE SCIENCE	AS	150803	CANCELED 10/1986
AVIATION-AIR TRANSPORTATION	BS	490101	CANCELED 04/1994
AVIATION-AIRLINE FLIGHT OFFICER	BS	490102	CANCELED 04/1994
AVIATION-AIRWAY SCIENCE	BS	490105	CANCELED 04/1994
BIOLOGY - BOTANY	BS	260301	CANCELED 12/1990
BIOLOGY - MICROBIOLOGY	BS	260503	CANCELED 12/1990
BIOLOGY EDUCATION GRADES 6-12	BS	131322	CANCELED 05/2011
BUILDING INSPECTION TECHNOLOGY	AS	460403	CANCELED 05/1990
BUSINESS	MED	131303	CANCELED 04/1994
BUSINESS ADMINISTRATION-PRE-LAW	BBA	220001	CANCELED 04/1994
BUSINESS AND A TEACHING MINOR	BS	131303	CANCELED 04/1994
BUSINESS AND OFFICE EDUCATION	BS	131303	CANCELED 04/1994
BUSINESS EDUCATION	BS	131303	CANCELED 12/1996
CARE & DEVELOPMENT/YNG CHILDREN	AS	190709	CANCELED 08/2010
CHEMISTRY	MS	400501	CANCELED 05/2004
CHEMISTRY	BS	400501	CANCELED 05/2011
CHEMISTRY EDUCATION GR 6-12	BS	131323	CANCELED 05/2011
CHILD DEVELOPMENT	AS	190708	CANCELED 04/2006
COMMUN. DISORDERS (THESIS)	MA	510204	CANCELED 07/1991
COMMUNICATION (THESIS)	MA	90101	CANCELED 07/1991
CONSTRUCTION MANAGEMENT	BS	151001	CANCELED 03/2011
CORRECTIONS	BA	430102	CANCELED 01/1984
COUNSELING	EDS	131101	CANCELED 04/2002
COUNSELING	MED	131101	CANCELED 05/2010
CRIM JUS-CORRECTION (NO THESIS)	MA	430102	CANCELED 01/1984
CRIM JUST.-CRIMINALISTICS-NO THESIS	MA	430104	CANCELED 10/1980
CRIMINAL JUST.-CRIMINALISTICS	MA	430199	CANCELED 10/1980

Degree Program	Degree Type	cipcode	Action
CRIMINAL JUSTICE	AA	430107	CANCELED 05/2011
CRIMINAL JUSTICE-CORRECTIONS	MA	430102	CANCELED 01/1984
CRIMINAL JUSTICE - LAW ENF.-NO	MA	430103	CANCELED 01/1984
CURRICULUM AND INSTRUCTION	EDS	130301	CANCELED 05/2004
DANCE EDUCATION	AA	500301	DEFERRED 08/1972
DAY CARE ASSISTANT-HANDICAPPED	AA	131007	CANCELED 04/1994
DAYCARE MANAGEMENT	AS	190708	CANCELED 11/2003
DENTAL HYGIENE	AS	510602	CANCELED 04/2002
DENTAL HYGIENE	AS	410602	CANCELED 1975
EARLY CHILDHOOD ED GR PK-3	MAT	131210	CANCELED 06/2006
EARTH SCIENCE ED GR 6-12	BS	131399	CANCELED 05/2011
ECONOMICS	BBA	520601	CANCELED 09/2009
EDUCATIONAL LEADERSHIP	EDD	130401	CANCELED 05/2011
ELEM. ED. - EDUCATIONAL MEDIA	MED	130501	CANCELED 10/1986
ELEM. ED. - SCHOOL LIBRARY SCIENCE	BA	139999	CANCELED 04/1994
ELEMENTARY ED.-EARLY CHILDHOOD	BA	131210	CANCELED 09/2002
ELEMENTARY ED.-FOREIGN LANGUAGE	BA	131306	CANCELED 04/1994
ELEMENTARY EDUCATION	EDD	131202	CANCELED 10/1976
ELEMENTARY EDUCATION	EDS	131202	CANCELED 12/1996
ELEMENTARY EDUCATION	MED	131202	CANCELED 06/2006
ELEM EDUCATION GRADES 1-6	BA	131202	CANCELED 09/2002
ENGLISH	MED	131305	CANCELED 04/1994
ENGLISH (THESIS)	MA	230101	CANCELED 07/1991
ENGLISH EDUCATION GRADES 6-12	BA	131305	CANCELED 05/2011
ENTREPRENEURSHIP	BBA	520701	CANCELED 09/2009
ENVIRONMENTAL CONTROL TECHNGY	AS	150507	REJECTED 08/1972
FAMILY AND CONSUMER SCIENCES	BS	190101	CANCELED 09/2009
FINANCE / COMMERCIAL BANKING	BBA	520801	CANCELED 04/1997
FIRE SCIENCE	AS	430201	CANCELED 05/1990
FOREIGN LANGUAGE ED. - FRENCH	BA	131325	CANCELED 04/1994
FOREIGN LANGUAGE ED. - GERMAN	BA	131326	CANCELED 09/1981
FOREIGN LANGUAGE ED. - SPANISH	BA	131330	CANCELED 04/1994
FOREIGN LANGUAGE EDUCATION	BA	131306	CANCELED 04/2002
FOREIGN LANGUAGES - FRENCH	BA	160901	CANCELED 05/2011
FOREIGN LANGUAGES - GERMAN	BA	160501	CANCELED 09/1982
FOREIGN LANGUAGES - SPANISH	BA	160905	CANCELED 05/2011
FRENCH EDUCATION GR 6-12	BA	131325	CANCELED 06/2006
FRENCH EDUCATION GRADES K-12	BA	131325	CANCELED 05/2011
GEOGRAPHY	BS	450701	CANCELED 04/2002
GEOLOGICAL TECHNOLOGY	AS	410399	CANCELED 03/1981
GEOLOGY	BS	400601	CANCELED 04/2002
GEOPHYSICS	BS	400603	CANCELED 04/1994
GEOSCIENCES	MS	400601	CANCELED 05/2005
HEALTH & PHYS ED GR K-12	BS	131314	CANCELED 05/2011
HEALTH AND PHYSICAL EDUCATION	BS	131314	CANCELED 01/2003

All information for these pages was compiled from the Board of Regents Inventory of Degree and Certificate Programs as of May 20, 2011. This information can be found at <http://as400.regents.state.la.us/pdfs/crin/crinprogi.pdf>.



## Inactive Degree Programs



Degree Program	Degree Type	cipcode	Action	Degree Program	Degree Type	cipcode	Action
HEALTH AND PHYSICAL EDUCATION	MED	131314	CANCELED 04/1998	PIANO	BME	131312	CANCELED 02/1984
HISTORY (THESIS)	MA	540101	CANCELED 07/1991	PRE-DENTISTRY OR PRE-MEDICINE	BS	511199	CANCELED 05/2004
HOME EC.-DIETETICS	BS	513101	CANCELED 05/1987	PSYCHOLOGY-APPLIED SCHOOL	MS	421801	CANCELED 04/1994
HOME EC.-FAMILY LIFE/CHILD DEV.	BS	190706	CANCELED 04/1994	PSYCHOLOGY-GEN EXPERIMENTAL	MS	420801	CANCELED 04/1994
HOME EC.-FASHION MERCHANDISING	BWS	190901	CANCELED 04/1994	PSYCHOLOGY-APPLIED INDUSTRIAL	MS	420901	CANCELED 10/1996
HOME EC.-INTERIOR DESIGN	BS	190601	CANCELED 04/1994	PSYCHOLOGY - APPLIED PSYCHOMETR	MS	429999	CANCELED 10/1994
HOME ECONOMICS EDUCATION	BS	131308	CANCELED 04/1994	RADIO/TV/FILM	AA	90701	CANCELED 04/1994
INDUSTRIAL MANAGEMENT	BBA	520205	CANCELED 04/1994	RADIO/TV/FILM	BA	90701	CANCELED 05/2001
INSTRUMENT TECHNOLOGY	AS	150404	REJECTED 08/1972	RADIO/TV/FILM - BROADCAST NEWS	BA	90402	CANCELED 04/1994
INSTRUMENT/CONTROL SCIENCE	BS	150404	REJECTED 05/1980	RADIO/TV/FILM - FILM-MAKING	BA	90701	CANCELED 04/1994
INSTRUMENT AND VOCAL	BMS	131312	CANCELED 04/1994	RADIO/TV/FILM - MANAGEMENT	BA	90701	CANCELED 04/1994
INSTRUMENT MUSIC PERFORMANCE	BM	500903	CANCELED 10/1986	RADIO/TV/FILM - PERFORMANCE	BA	90701	CANCELED 04/1994
INSTRUMENT, BAND & ORCHESTRA	BME	131312	CANCELED 04/1994	RADIO/TV/FILM - PRODUCTION	BA	90701	CANCELED 04/1994
INSURANCE AND REAL ESTATE	BBA	529999	CANCELED 04/1998	READING	MED	131315	CANCELED 08/2005
INTERIOR CONSTRUCTION	AS	460499	CANCELED 10/1986	RECREATIONAL CAMP ADMIN	AA	310301	REJECTED 08/1972
JOURNALISM	BA	90401	CANCELED 05/2001	SCHOOL LIBRARY SCI & SEC TEACH	BA or BS	139999	CANCELED 09/1981
JOURNALISM - NEWS EDITORIAL	BA	90401	CANCELED 12/1996	SCHOOL PSYCHOLOGY	SSP	421801	CANCELED 01/2010
JOURNALISM - PHOTO-JOURNALISM	BA	90401	CANCELED 05/2001	SCIENCE	MED	131316	CANCELED 12/1979
JOURNALISM - PUBLIC RELATIONS	BA	90902	CANCELED 12/1996	SCIENCE EDUCATION - BIOLOGY	BS	131322	CANCELED 04/1994
LEGAL STUDIES (PRE-LAW)	BA	220001	CANCELED 04/2001	SCIENCE EDUCATION - CHEMISTRY	BS	131323	CANCELED 04/1994
MATHEMATICS	MED	131311	CANCELED 12/1979	SCIENCE EDUCATION - EARTH SCIENCE	BS	131316	CANCELED 04/1994
MATHEMATICS (NON-THESIS)	MS	270101	CANCELED 12/1979	SCIENCE EDUCATION - PHYSICS	BS	131329	CANCELED 04/1994
MATHEMATICS (THESIS)	MS	270101	CANCELED 12/1979	SCIENCE EDUCATION - GRADES 7-12	BS	131316	CANCELED 11/2003
MATHEMATICS EDUCATION GR 6-12	BS	131311	CANCELED 05/2011	SECONDARY EDUCATION	EDD	131205	CANCELED 10/1976
MEDICAL LABORATORY TECHNOLOGY	AS	511004	REJECTED 03/1973	SECONDARY EDUCATION	EDS	131205	CANCELED 12/1996
MUSIC	BA	500901	CANCELED 09/2002	SECONDARY EDUCATION	MED	131205	CANCELED 06/2006
MUSIC	MM	500903	CANCELED 09/2009	SOC MALADJUSTED/EMOTION DISTUR	BA	131005	CANCELED 09/1981
MUSIC ED-INSTRUMENTAL GR K-12	BME	131312	CANCELED 05/2011	SOCIAL SCIENCES	MED	131317	CANCELED 12/1979
MUSIC EDUCATION	MMED	131312	CANCELED 04/1994	SOCIAL SCIENCES ED GR 6-12	BA	131318	CANCELED 05/2011
MUSIC EDUCATION	BME	131312	CANCELED 10/2004	SOIL SCIENCE - PLANT SCIENCE	BS	11201	CANCELED 03/1988
MUSIC ED-VOCAL GR K-12	BME	131312	CANCELED 05/2011	SP. ED.-MILD/MODERATE ELEM. DUAL	BA	131001	CANCELED 04/1994
MUSIC ED-VOCAL/INSTRUMENT GR K-12	BME	131312	CANCELED 05/2011	SP ED. PRESCH NON-CAT ELEM DUAL	BA	131001	CANCELED 04/1994
MUSIC HISTORY AND LITERATURE	BM	500902	CANCELED 10/1986	SPANISH EDUCATION GR 6-12	BA	131330	CANCELED 06/2006
MUSIC HISTORY AND LITERATURE	MM	500902	CANCELED 12/1981	SPANISH EDUCATION GR K-12	BA	131330	CANCELED 05/2011
MUSIC PERFORMANCE	MM	500903	CANCELED 04/1994	SPECIAL ED.-MILD/MODERATE GENRC	BA	131001	CANCELED 04/1994
MUSIC THEORY AND COMPOSITION	BM	500904	CANCELED 10/1986	SP ED. - PRESCHOOL NON-CAT. DUAL	BA	131001	CANCELED 04/1994
MUSIC THEORY AND COMPOSITION	MM	500904	CANCELED 12/1981	SPECIAL EDUCATION	BA	131001	CANCELED 04/1994
OCCUPATIONAL THERAPY	BS	512306	CANCELED 05/1996	SPECIAL EDUCATION	MED	131001	CANCELED 12/2007
OFFICE INFORMATION SYSTEMS	AS	520401	CANCELED 04/1998	SPECIAL ED MILD/MOD GR 1-12	MAT	131001	CANCELED 07/2010
OFFICE INFORMATION SYSTEMS	CERT	520401	CANCELED 04/1994	SPEECH	MED	131331	CANCELED 12/1979
OFFICE INFORMATION SYSTEMS MGT.	BBA	520204	CANCELED 04/1994	SPEECH AND A TEACHING MINOR	BA	131331	CANCELED 04/2002
OPERATING ROOM TECHNOLOGY	AS	510909	CANCELED 02/1981	SPEECH EDUCATION GRADES 6-12	MAT	131001	CANCELED 05/2011
ORN. HORTICULTURE & TURF MGT.	AS	10607	CANCELED 03/1988	SUBSTANCE ABUSE COUNSELING	MA	511501	CANCELED 05/2011
PAPER SCIENCE AND TECHNOLOGY	AS	30509	CANCELED 12/1999	TEACHER ASSISTANT	AA	131501	CANCELED 06/1974
PAPER SCIENCE AND TECHNOLOGY	CPST	30509	CANCELED 12/1999	TEACHING THE MENTALLY RETARDED	BA	131006	CANCELED 09/1981
PHARMACEUTICAL SCIENCES	MS	512003	CANCELED 05/2011	TECHNICAL COMMUNICATION	BA	231101	CANCELED 05/1990
PHARMACY	BS	512001	CANCELED 12/2005	THEATRE	BA	500501	REJECTED 06/1983
PHOTO-JOURNALISM	AA	99999	CANCELED 03/1981	VOICE	BME	131312	CANCELED 04/1994
PHYSICAL EDUCATION - GENERAL	BS	310505	CANCELED 01/2003	VOICE PERFORMANCE	BM	500908	CANCELED 10/1986
PHYSICS	BS	400801	CANCELED 04/2002	WILDLIFE CONSERVATION AND MGT.	BS	30601	CANCELED 10/1986
PHYSICS	MS	400801	CANCELED 10/1986	ZOOLOGY	BS	260701	CANCELED 12/1990
PHYSICS EDUCATION GRADES 6-12	BS	131329	CANCELED 11/2005	ZOOLOGY - PHYSIOLOGY	BS	260701	CANCELED 12/1990

All information for these pages were compiled from the Board of Regents Inventory of Degree and Certificate Programs as of May 20, 2011. This information can be found at <http://as400.regents.state.la.us/pdfs/crin/crinprogi.pdf>.



## Web links to Additional Information

Annual publications provided by the University of Louisiana Monroe summarizes developments in education using the latest available data. These reports are used by the university to provide information as a public service. Reports usually include an opening letter from the President, financial data, results of continuing operations, market segment information, subsidiary activities, research and admissions activities for future retention programs. Additional forms must be filed with the State of Louisiana governing board, Board of Regents. Typically, these additional forms contains more detailed information about the condition of the university than what is contained in the annual report.

<b>Catalogs</b>
<a href="http://www.ulm.edu/academics/catalogs">http://www.ulm.edu/academics/catalogs</a>
<b>Budget Office Report</b>
Yearly Organizational Charts located at 'Budget For FY xxxx' - <a href="http://www.ulm.edu/businessaffairs/budgetoffice/">http://www.ulm.edu/businessaffairs/budgetoffice/</a>
<b>Library Information</b>
University Library Annual Report, 2009 - 2010 - <a href="http://www.ulm.edu/library/annualreports/ULAR-2010.pdf">http://www.ulm.edu/library/annualreports/ULAR-2010.pdf</a>
<b>Strategic Planning</b>
Strategic Initiatives 2008 - 2013 - <a href="http://www.ulm.edu/strategicplanning/">http://www.ulm.edu/strategicplanning/</a>
<b>ULM Athletic Foundation Financial Report</b>
Athletics Annual Reporting, 2008 - <a href="http://www.ulm.edu/xxx">http://www.ulm.edu/xxx</a>
<b>University Police</b>
University Police Annual Crime Report - <a href="http://www.ulm.edu/police/crimestats/annualcrime.htm">http://www.ulm.edu/police/crimestats/annualcrime.htm</a>
<b>Consumer Information Guide</b>
<a href="http://finaid.ulm.edu/consumerinfoguide.pdf">http://finaid.ulm.edu/consumerinfoguide.pdf</a>



